

C 章記衛廚

hansgrohe

**The most enjoyable
workplace in the home.**

With innovative sinks and mixers by hansgrohe



Built-in sink 660 (Graphite Black) with Metris Select 2 hole Kitchen Mixer 200

Contents

Company

- 4** Tradition
- 5** Quality

The heart of the kitchen

- 8** Material and colours
- 10** Kitchen Mixer
- 16** sBox

Range

- 20** Sink combination units in granite SilicaTec
- 22** Sinks in granite SilicaTec
- 24** Overview of Kitchen mixers
- 26** Technologies



Quality borne by tradition

We are on your side. You can always trust our quality promise of Made by hansgrohe.

Design

Design by hansgrohe

In collaboration with Phoenix Design, we develop products that set the standards both in look and in function.

5 YEARS GUARANTEE

Customer satisfaction guaranteed

We always set ourselves the very highest standards so we are able to give 5 years' guarantee on all our products.

The Hansgrohe company

Forever the pioneer

Never satisfied with anything less than ground-breaking, Hans Grohe was a genuine pioneer, constantly striving for innovation. At a time when the idea of a bathroom in a family home was barely imaginable and a daily shower a flight of fantasy, he was already working on the first showerheads, setting new standards in bathrooms across Europe. Today with thirty-four companies and twenty-one sales offices supplying one

hundred and forty-two countries worldwide, the hansgrohe brand is recognised as one of the few global players in the sanitary industry. Now as then, hansgrohe production remains for the most part in the Black Forest region, endorsing its "Made in Germany" maxim and continuing its founder's original values. The Hansgrohe Group is also an industry pioneer in fostering sustainability and environmental protection. This is reflected in its many

water and energy-saving products as well as in eco-friendly production technologies, global environmental protection projects and particularly the sustainable handling of water as one of our planet's most valuable resources.



Hansgrohe: leading from the front since 1901.

Quality you can count on

We work hard to always exceed your expectations

At hansgrohe, we build on long-practiced expertise to ensure the highest quality in form and function. We believe, and always have, that "Made by hansgrohe" is a blueprint for success. Almost all our products are manufactured where hansgrohe was first established – our home in the Black Forest. Our philosophy is to offer customers long-lasting

solutions that set standards in functionality and quality. To this end we continue in our research and development as we always have. Combining fresh thinking with traditional understanding is how we ensure success in the future for everyone engaged with hansgrohe.



Environmental responsibility: Sustainability, environmental and climate change are key concerns in everything we do. Our worldwide conservation projects and informative work on the preservation of water resources help improve the ecosystem. We employ renewable energies, efficient recycling systems and heat recovery during production to reduce CO₂ emissions. Choosing hansgrohe means choosing long-lasting quality and ecologically-responsible manufacturing.

5 YEARS
GUARANTEE

Highest standards: We only use high quality materials that are approved for drinking water applications. These are subjected to long-term tests to assure their compliance with all kitchen requirements. Adherence to current standards and the precise fitting of every single component ensures their safe, user-friendly function for years to come. The guidelines we have drawn up for ourselves on product safety far exceed the majority of specifications in this sector. That's why hansgrohe has no doubts about offering a 5-year warranty on every product.



Industry stimulus: At hansgrohe, around 30% of our turnover is achieved with new products less than three years old. It's this capacity for fresh new ideas that makes us one of the most innovative leaders in our industry. Many new products initiated, designed and developed by hansgrohe have been welcomed all over the world. Some of them have made industry history and some have even made cultural history.

The heart of the kitchen



Built-in sink 660 (Graphite Black) with
Metris Select 2 hole Kitchen Mixer 200



New benchmarks in the kitchen

High-quality materials granite SilicaTec

Granite sinks in SilicaTec have been added to complement our stainless steel range. SilicaTec is the material of the future and its warm looks bring natural colours into the

kitchen. This welcoming character generates a feel-good atmosphere that resonates with today's trend for integrating kitchen and living areas. For even more individuality, SilicaTec

is available in three colours, allowing colour accents to be added to the kitchen design.



graphite black
-170



stone grey
-290



concrete grey
-380



Select button: Water can be turned on and off at the touch of a button.



Durable: Manufactured using edge-rounded quartz particles from Germany for a tough, hard surface.



Pearling effect: Thanks to its smooth, non-porous surface, water simply rolls off.



Natural: The material is pleasing to the touch and feels very natural.

Ergonomic excellence for perfect performance

Our new water control concept can be found on the front edge of the sink and eliminates the handle on the kitchen mixer. Turning the ergonomic tilt lever controls the

water temperature while tilting it controls the water flow. There is an alternative control option with the intuitive Select button. This enables the water to be turned on and off at

the touch of a button when you're involved in other tasks.

Example: Metris Select 2 hole Kitchen Mixer

Minimalist design blends stylishly in any kitchen.

The spout swivels through 150 degrees for freedom of movement.



Use the Select button to turn the water flow on and off while working at the sink.



The practical pull-out spout reaches up to 76 cm for more flexibility.



Plenty of space under the pull-out spout e.g. for easy filling of large saucepans.



The tilt lever turns the water on and off and is used to select the water temperature.



New ergonomics and functionality for the modern kitchen

The intuitive Select button at the sink edge is a new way to control water in the kitchen. It allows you to turn the water on and off with a gentle push and operate the

automatic outflow fitting with one turn. An ergonomic handle makes for easy setting of the water flow and its temperature while a button on the kitchen mixer offers two spray

types (normal and shower).

Example: Metris Select 2 hole Kitchen Mixer



This model offers two spray types (normal and shower).



The practical pull-out spout reaches up to 76 cm for more flexibility.

The spout swivels through 150 degrees for freedom of movement.

Minimalistic form complements the contours of the sink.



ComfortZone



Plenty of space under the pull-out spout e.g. for easy filling of large saucepans.

Ergonomic handle turns the water on and off and is used to select water temperature.



Use the Select button to easily turn the water flow on and off while working at the sink. Simply turn to operate the automatic outflow fitting.



Perfect in the hand, perfect in design

Introducing a new kitchen mixer that allows you to comfortably control the water with no awkward twisting of the wrist. An ergonomic handle makes it easy to set the

water flow and temperature and the additional Select button on the kitchen mixer means the water can be turned on and off any time with the touch of a button. The pull-out spout

reaches up to 76 cm to give you a wider working area around the sink.

Example: Metris Select Kitchen Mixer



Use the Select button to easily turn the water flow on and off while working at the sink



The practical pull-out spout reaches up to 76 cm for more flexibility.

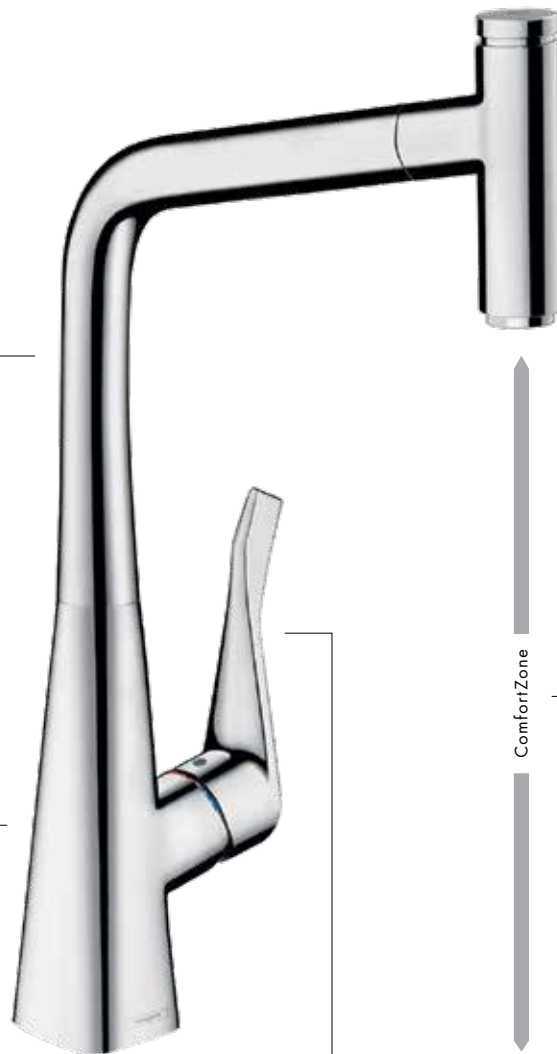
The spout swivels through 150 degrees for freedom of movement.

Minimalistic form complements the contours of the sink.

Ergonomic handle turns the water on and off and is used to select water temperature.



Plenty of space under the pull-out spout e.g. for easy filling of large saucepans.





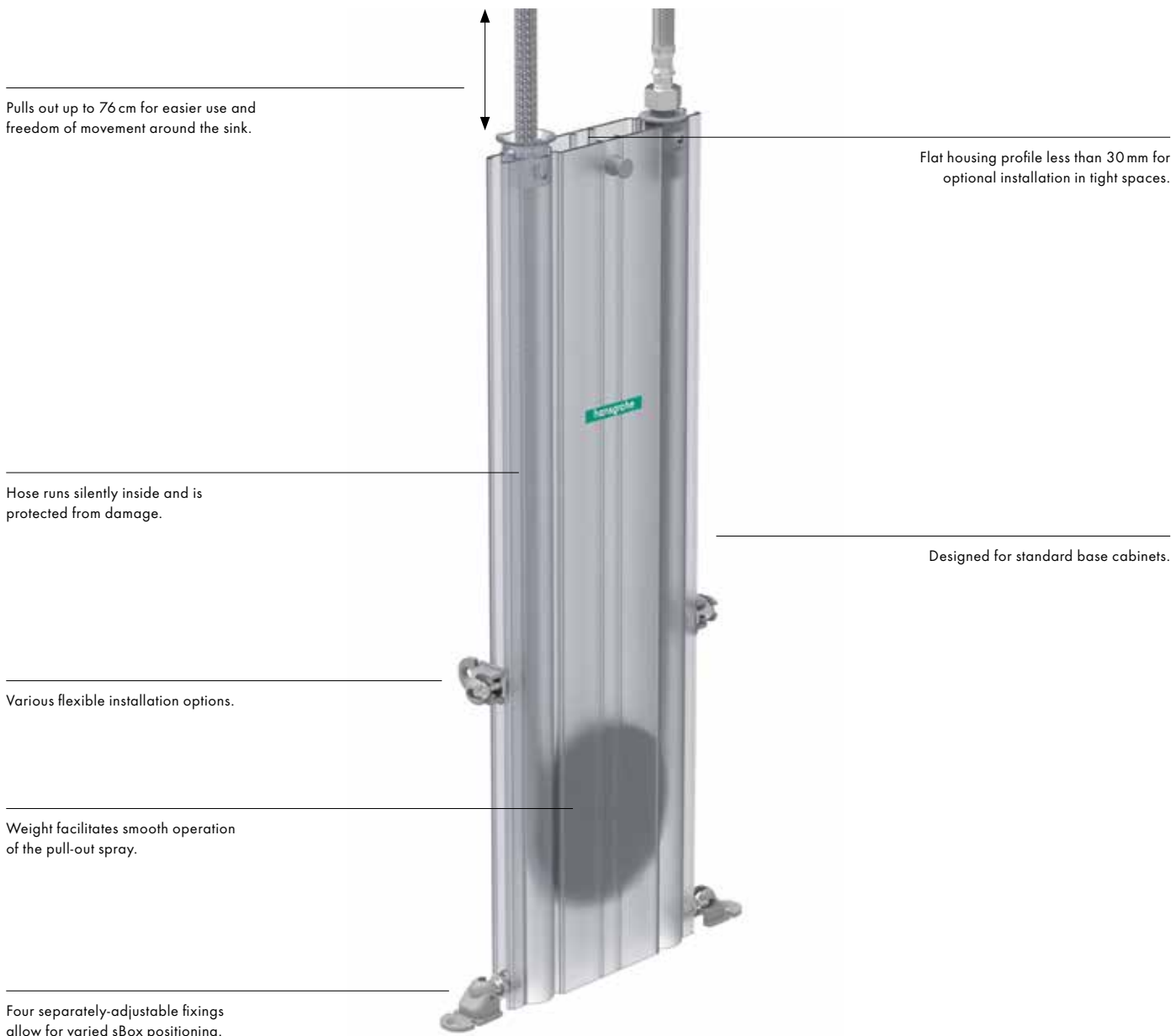
sBox

Added comfort from an innovative hose guidance system in the base cabinet

Available as part of any pull-out kitchen mixer, the sBox makes sure the hose can be pulled out and retracted easily and quietly. Inside an sBox, the hose cannot get caught or

damaged in any way as hose weight safely guards and guides it away from any obstacles that might hinder its operation. The 52 cm box fits in any standard base cabinet, creating a

tidy base unit that leaves space for any waste system.



Pulls out up to 76 cm for easier use and freedom of movement around the sink.

Flat housing profile less than 30 mm for optional installation in tight spaces.

Hose runs silently inside and is protected from damage.

Designed for standard base cabinets.

Various flexible installation options.

Weight facilitates smooth operation of the pull-out spray.

Four separately-adjustable fixings allow for varied sBox positioning.



Overview of the ranges





Sink combinations in granite SilicaTec



Metris Select

#73805, -000

2-hole **Select** kitchen mixer 220
with pull out spray, 2 spray types

Built-in sink 450

#43312, -170

**Automatic waste and overflow set
for Select unit**

#43947, -000

Base cabinet: 600mm



Metris Select

#73804, -000

2-hole **Select** kitchen mixer 200
with pull out spout

Built-in sink 450

#43312, -170

Manual waste and overflow set

#43927, -000

Base cabinet: 600mm



Metris Select

#73806, -000

2-hole **Select** kitchen mixer 320
with pull out spray, 2 spray types

Built-in sink 660

#43313, -170

**Automatic waste and overflow set
for Select unit**

#43947, -000

Base cabinet: 800mm



Metris Select

#73804, -000

2-hole **Select** kitchen mixer 200
with pull out spout

Built-in sink 660

#43313, -170

Manual waste and overflow set

#43927, -000

Base cabinet: 800mm



Metris Select

#73805, -000

2-hole **Select** kitchen mixer 220
with pull out spray, 2 spray types

Built-in sink 450 with drainer

#43314, -170

**Automatic waste and overflow set
for Select unit**

#43947, -000

Base cabinet: 600mm

Further information at www.hansgrohe.com.sg



Metris Select

#73804, -000

2-hole **Select** kitchen mixer 200
with pull out spout

Built-in sink 450 with drainer

#43314, -170

Manual waste and overflow set

#43927, -000

Base cabinet: 600mm





Metris Select

#73806, -000

2-hole **Select** kitchen mixer 320
with pull out spray, 2 spray types

Built-in sink 180/450

#43315, -170

Automatic waste and overflow set

for Select unit

#43948, -000

Base cabinet: 800mm



Metris Select

#73804, -000

2-hole **Select** kitchen mixer 200
with pull out spout

Built-in sink 180/450

#43315, -170

Manual waste and overflow set

#43928, -000

Base cabinet: 800mm



Metris Select

#73806, -000

2-hole **Select** kitchen mixer 320
with pull out spray, 2 spray types

Built-in sink 370/370

#43316, -170

Automatic waste and overflow set

for Select unit

#43948, -000

Base cabinet: 900mm



Metris Select

#73804, -000

2-hole **Select** kitchen mixer 200
with pull out spout

Built-in sink 370/370

#43316, -170

Manual waste and overflow set

#43928, -000

Base cabinet: 900mm



Metris Select

#73806, -000

2-hole **Select** kitchen mixer 320
with pull out spray, 2 spray types

Built-in sink 305/435

#43317, -170

Automatic waste and overflow set

for Select unit

#43948, -000

Base cabinet: 900mm



Metris Select

#73804, -000

2-hole **Select** kitchen mixer 200
with pull out spout

Built-in sink 305/435

#43317, -170

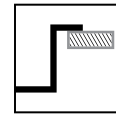
Manual waste and overflow set

#43928, -000

Base cabinet: 900mm



Sinks in granite SilicaTec



Surface-mounted installation



graphite black -170



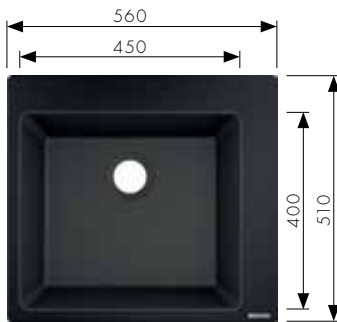
concrete grey -380



stone grey -290

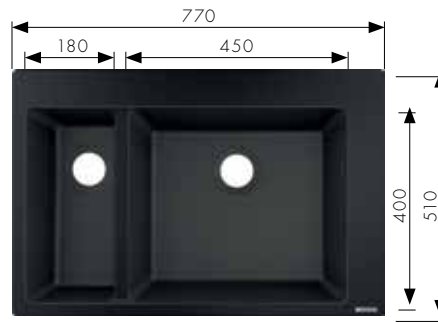
With a choice of bowl shapes including small, elongated or double, there is plenty of freedom to design a completely individual kitchen. Having the drainer on the left gives an option to extend the working area. The larger bowls are ideal for filling and cleaning bulky

items. And a double sink makes it possible to carry out several tasks at the same time. As the sinks can be combined with any kitchen mixer and offer various installation options, the kitchen can be designed to meet the customer's every preference.




Built-in sink 450

Base cabinet: 600 mm
 # 43312, -170, -290, -380
 # 43927, -000 Manual waste and overflow system
 # 43937, -000 Automatic waste and overflow system
 # 43947, -000 Automatic waste and overflow system for **Select** unit




Built-in sink 180/450

Base cabinet: 800 mm
 # 43315, -170, -290, -380
 # 43928, -000 Manual waste and overflow system
 # 43938, -000 Automatic waste and overflow system
 # 43948, -000 Automatic waste and overflow system for **Select** unit



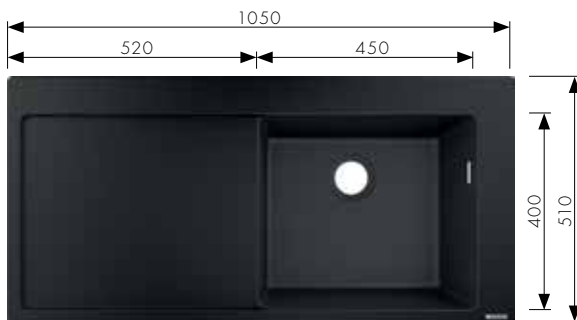
Built-in sink 660

Base cabinet: 800 mm
 # 43313, -170, -290, -380
 # 43927, -000 Manual waste and overflow system
 # 43937, -000 Automatic waste and overflow system
 # 43947, -000 Automatic waste and overflow system for **Select** unit



Built-in sink 370/370

Base cabinet: 900 mm
 # 43316, -170, -290, -380
 # 43928, -000 Manual waste and overflow system
 # 43938, -000 Automatic waste and overflow system
 # 43948, -000 Automatic waste and overflow system for **Select** unit



Built-in sink 450 with drainer

Base cabinet: 600 mm
 # 43314, -170, -290, -380
 # 43927, -000 Manual waste and overflow system
 # 43937, -000 Automatic waste and overflow system
 # 43947, -000 Automatic waste and overflow system for **Select** unit

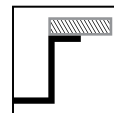


Built-in sink 305/435

Base cabinet: 900 mm
 # 43317, -170, -290, -380
 # 43928, -000 Manual waste and overflow system
 # 43938, -000 Automatic waste and overflow system
 # 43948, -000 Automatic waste and overflow system for **Select** unit

The sinks are all 190 mm deep (main bowl) except for built-in sink 305/435 which is 230mm deep. All measurements are in mm. You will find further information at www.hansgrohe.com.sg

Under-mounted sinks in SilicaTec




Undermounted



graphite black
-170



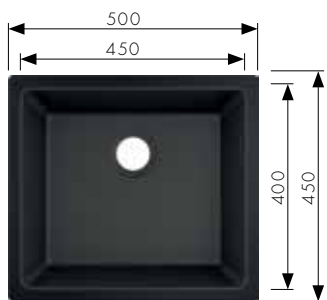
concrete grey
-380




stone grey
-290

Thanks to a seamless installation, our under-mounted sinks blend smoothly with the kitchen to create a single unit. With these sinks, there is a wide selection of sizes and a choice of single or double bowls. As they are secured to the worktop from below, it makes any kitchen


feel more spacious. This is why under-mounted sinks are ideal for worktops made of materials that are not sensitive to water – natural stone, concrete or quartz.




Undermount sink 450
Base cabinet: 600 mm
43431, -170, -290, -380
43927, -000 Manual outflow and overflow system
43937, -000 Automatic waste and overflow system
43947, -000 Automatic waste and overflow system for **Select** unit




Undermount sink 370/370
Base cabinet: 900 mm
43434, -170, -290, -380
43928, -000 Manual outflow and overflow system
43938, -000 Automatic waste and overflow system
43948, -000 Automatic waste and overflow system for **Select** unit



Undermount sink 660
Base cabinet: 800 mm
43432, -170, -290, -380
43927, -000 Manual outflow and overflow system
43937, -000 Automatic waste and overflow system
43947, -000 Automatic waste and overflow system for **Select** unit



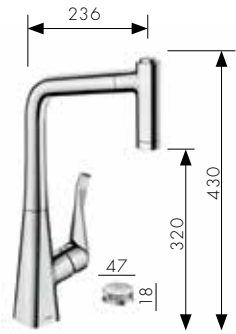
Undermount sink 305/435
Base cabinet: 900 mm
43436, -170, -290, -380
43928, -000 Manual outflow and overflow system
43938, -000 Automatic waste and overflow system
43948, -000 Automatic waste and overflow system for **Select** unit



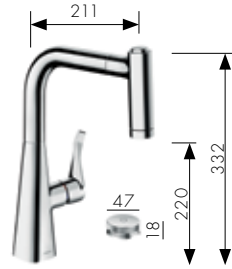
Undermount sink 180/450
Base cabinet: 800 mm
43433, -170, -290, -380
43928, -000 Manual outflow and overflow system
43938, -000 Automatic waste and overflow system
43948, -000 Automatic waste and overflow system for **Select** unit

The sinks are all 190 mm deep (main bowl) except for undermount sink 305/435 which is 230mm deep. All measurements are in mm. You will find further information at www.hansgrohe.com.sg

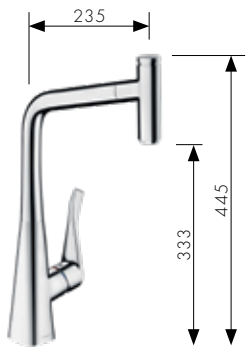
Metris Select



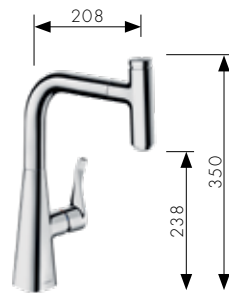
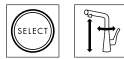
2-hole Select single lever kitchen mixer 320
with pull-out spray, two spray types
73806, -000, -800



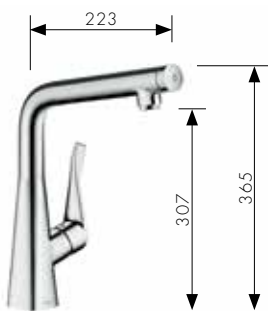
2-hole Select single lever kitchen mixer 220
with pull-out spray, two spray types
73805, -000, -800



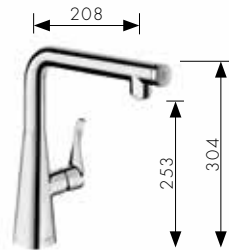
Single lever kitchen mixer 320
with pull-out spout
73803, -000, -800



Single lever kitchen mixer 240
with pull-out spout
73802, -000, -800



Single lever kitchen mixer 320
with swivel spout
73810, -000, -800



Single lever kitchen mixer 260
with swivel spout
73811, -000, -800



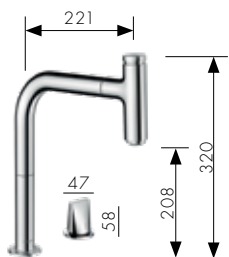


chrome
-000



stainless steel finish
-800

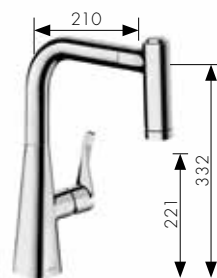
2-hole Select kitchen mixer 200
with pull-out spout
73804, -000, -800



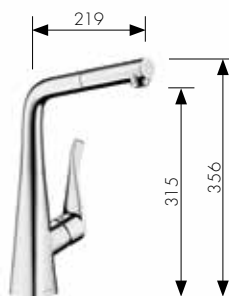
Single lever kitchen mixer 320
with pull-out spray, two spray types
73801, -000, -800



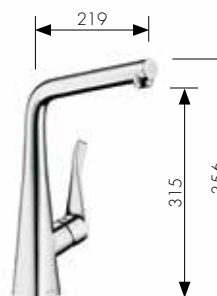
Single lever kitchen mixer 220
with pull-out spray, two spray types
73800, -000, -800



Single lever kitchen mixer 320
with pull-out spout
73812, -000, -800



Single lever kitchen mixer 320
with swivel spout
73813, -000, -800



for installation in front of a window # 73814000

with shut-off valve
73815000

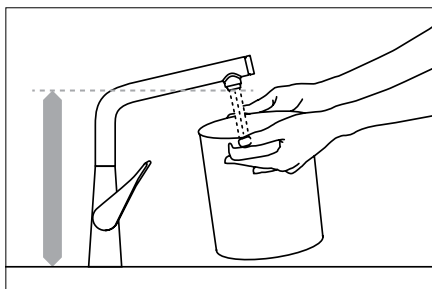
Greater freedom of movement in the kitchen.

hansgrohe kitchen mixers are full of ideas, and make your daily working sequences even more pleasant.

ComfortZone

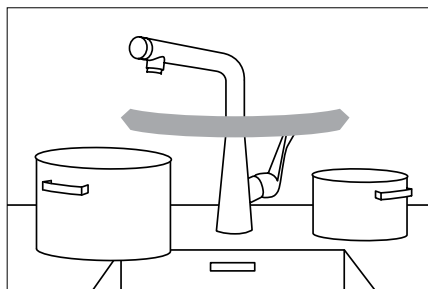
Height.

An ultra-high spout offers plenty of space, and is ideal for filling large containers and pots.



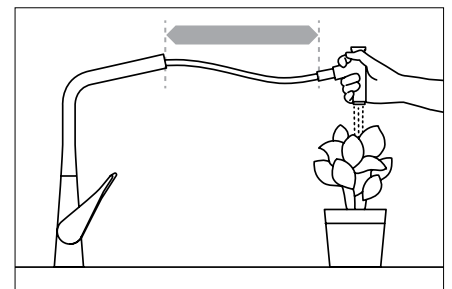
Swivel function.

The mixers offer you either a limited swivel range (110°/150°) or all-round freedom of movement (360°). Especially practical for working to the left and right of the mixer.



Pull-out spray/spout.

The pull-out spray or pull-out spout extends the range at the sink. Beneficial for watering plants etc.



sBox, hansgrohe's hose garage.

The sBox with the interior guide for the pull-out hose guarantees excellent protection against external obstacles, ensuring the hose glides in and out smoothly from the former 50 cm to now up to 76 cm. Thanks to its flexible installation options, it ensures the perfect fit in all base units from 60 cm at all times.




Quality kitchen aids to make life easier



ComfortZone height:
An ultra-high spout offers plenty of space, ideal for filling large containers and pots.



ComfortZone swivel function:
Swivel range (110°/120°/150°) or all-round freedom of movement (360°).



ComfortZone pull-out function:
Extends working range by 76 cm. Helpful, for instance, when filling a kettle or watering plants.




sBox:
The hose of the pull-out spout is guided safely in the sBox and protected against damage.



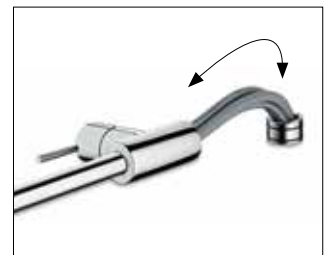
Ergonomic handles:
Long flat handles for ease of control.



Vertical handle position:
For space-saving installation against a wall. Also keeps handle out of reach of children's hands.



Variable handle positioning:
The handle can be installed on the left or right as preferred.



Fold-down function for window installation:
Ideal for installation in front of a window; simply lift the mixer up when required and lay it down.



Stainless steel finish PVD:
Surfaces in stainless steel finish are made using PVD technology and are particularly resistant to wear and scratches.



QuickClean:
It is very difficult for limescale to take hold on the silicon nubs and if it does, it can easily be rubbed away with a finger.



MagFit magnetic holder:
Thanks to the MagFit function, the hose slides back almost silently and slots into place in the centre of the mixer spout.



Pull-out spray with two spray types:
The pull-out spray offers two spray types (normal and shower).



Five year guarantee:
With a five-year warranty, you can always trust hansgrohe quality.



Safe, easy installation:
Flexible connections and an integrated stabilisation plate make installation easier. The PEX hoses are temperature-resistant and neutral in taste and odour.



Ceramic cartridge with Boltic handle lock:
Handle lock ensures wobble-free operation and a durable mixer.



Quality Made by hansgrohe:
High quality materials and adherence to strict international standards ensure customers enjoy a long-term, high quality product.

hansgrohe kitchen technologies



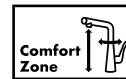
Regulates the water flow with a simple push: an enjoyable way to start and finish any task.



Enriches the water with a generous quantity of air for a refreshingly reliable and splash-free spray.

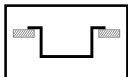


Limescale deposits are easily wiped away by rubbing a finger over the flexible silicone nubs

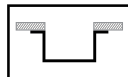


Defines the height, side clearance and – with the pull-out function the length of the space around the mixer.

Sink installation options



Surface-mounted:
The sink is inserted from above into a hole cut in the worktop.



Under-mounted:
The sink is lowered into the worktop, making the kitchen appear more spacious.

Sink colours and materials

Add the 3-digit suffix to create an 8-digit order number: # 43312, -170, -290 = # 43312170 for graphite black, and # 43312290 for stone grey.



graphite black
-170



stone grey
-290



concrete grey
-380

Kitchen mixer finishes

Add the 3-digit suffix to create an 8-digit order number: # 73806, -000, -800 = # 73806000 for chrome, and # 73806800 for stainless steel finish.



chrome
-000



stainless steel finish
-800

This brochure contains only a small selection of our products.
Explore the full range at www.hansgrohe.com.sg

hansgrohe Granite Sinks brochure 2018 . Subject to technical alterations and colour differences due to the printing process.
August 2018. Printed in Singapore



總門市：章記衛廚
高雄市前金區中華三路166號
07-2868111
客服LINE ID : @154mavis



台南生活館：永昕衛廚
台南市南區健康路二段213號
06-2635899
客服LINE ID : @lys9118v



夢時代.B2：章記衛廚
高雄市前鎮區中華五路789號
07-8416540
客服LINE ID : @893kindg