



章記衛廚

Bathroom Accessories

With a strong emphasis on cleanliness and sophistication, our bathroom accessories accentuate a sanitary space.



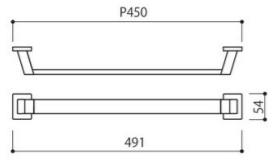
總門市：章記衛廚
地址：高雄市前金區中華三路166號
電話：07-2868111
信箱：service@cbk.tw



台南生活館：永昕衛廚
地址：台南市南區健康路二段213號
電話：06-2635899
信箱：service@ysbk.com.tw



Luna Black



Material : Zinc Die Casting & Stainless Steel
Load Capacity : 98N (10kgf)

材质 : 锌合金 & 不锈钢
耐负重 : 98N (10kgf)

SE-101-□ ^N

TOWEL RAIL
SE-101-XC
Chrome/光铬

SE-101-P01
Luna Gold /亮面金

SE-101-P02
Luna Rose Gold /亮面粉金

SE-101-P05
Luna Champagne Gold /亮面香槟金

SE-101-P07
Luna Black /亮面黑

SE-101-P09
Vertigo Black /磨砂黑

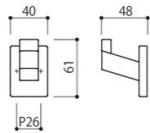
SE-101-P10
Vertigo Champagne Gold /磨砂香槟金

SE-101-P11
Vertigo Rose Gold /磨砂粉金

SE-101-P12
Vertigo Gold /磨砂金



Luna Black



Material : Zinc Die Casting
Load Capacity : 98N (10kgf)

材质 : 锌合金
耐负重 : 98N (10kgf)

SE-105-□ ^N

HOOK
SE-105-XC
Chrome/光铬

SE-105-P01
Luna Gold /亮面金

SE-105-P02
Luna Rose Gold /亮面粉金

SE-105-P05
Luna Champagne Gold /亮面香槟金

SE-105-P07
Luna Black /亮面黑

SE-105-P09
Vertigo Black /磨砂黑

SE-105-P10
Vertigo Champagne Gold /磨砂香槟金

SE-105-P11
Vertigo Rose Gold /磨砂粉金

SE-105-P12
Vertigo Gold /磨砂金

^N = New product
= 新产品

For bathrooms and places with direct contact with water
可用于浴室内直接接触到的地方

□ = Finish Code
= 表面编号

Finish break down : Page 469-470
颜色的详细分类

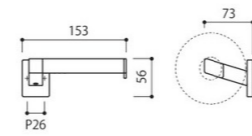
*Vertigo = Anti-Fingerprint



Luna Black



Luna Champagne Gold



Material : Zinc Die Casting
Load Capacity : 49N (5kgf)

材质：锌合金
耐负重：49N (5kgf)

SE-103-□ N

PAPER HOLDER
SE-103-XC
Chrome/光铬

SE-103-P01
Luna Gold /亮面金

SE-103-P02
Luna Rose Gold /亮面粉金

SE-103-P05
Luna Champagne Gold /亮面香槟金

SE-103-P07
Luna Black /亮面黑

SE-103-P09
Vertigo Black /磨砂黑

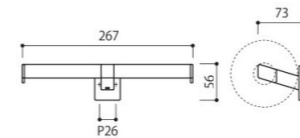
SE-103-P10
Vertigo Champagne Gold /磨砂香槟金

SE-103-P11
Vertigo Rose Gold /磨砂粉金

SE-103-P12
Vertigo Gold /磨砂金



Luna Champagne Gold



Material : Zinc Die Casting
Load Capacity : 49N (5kgf)

材质：锌合金
耐负重：49N (5kgf)

SE-10W-□ N

DOUBLE PAPER HOLDER
SE-10W-XC
Chrome/光铬

SE-10W-P01
Luna Gold /亮面金

SE-10W-P02
Luna Rose Gold /亮面粉金

SE-10W-P05
Luna Champagne Gold /亮面香槟金

SE-10W-P07
Luna Black /亮面黑

SE-10W-P09
Vertigo Black /磨砂黑

SE-10W-P10
Vertigo Champagne Gold /磨砂香槟金

SE-10W-P11
Vertigo Rose Gold /磨砂粉金

SE-10W-P12
Vertigo Gold /磨砂金


N = New product
= 新产品

💧 For bathrooms and places with direct contact with water
= 可用于浴室直接接触水的地方

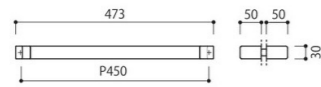
□ = Finish Code
= 表面编号

Finish break down : Page 469-470
= 颜色的详细分类

*Vertigo = Anti-Fingerprint



Chrome



Material : Zinc Die Casting & Stainless Steel 材质: 锌合金 & 不锈钢
Load Capacity : 588N (60kgf) 耐负重: 588N (60kgf)

SH-027-□-2 ^N

TOWEL BAR HANDLE

SH-027-XC-2 Chrome/光铬

SH-027-P01-2 Luna Gold/亮面金

SH-027-P02-2 Luna Rose Gold/亮面粉金

SH-027-P05-2 Luna Champagne Gold/亮面香槟金


SH-027-P07-2 Luna Black/亮面黑

SH-027-P09-2 Vertigo Black/磨砂黑

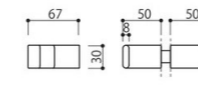
SH-027-P10-2 Vertigo Champagne Gold/磨砂香槟金

SH-027-P11-2 Vertigo Rose Gold/磨砂粉金

SH-027-P12-2 Vertigo Gold/磨砂金



Chrome



Material : Zinc Die Casting 材质: 锌合金
Load Capacity : 98N (10kgf) 耐负重: 98N (10kgf)

Material : Zinc Die Casting 材质: 锌合金
Load Capacity : 98N (10kgf) 耐负重: 98N (10kgf)

SH-027-□-5 ^N

GLASS DOOR KNOB

SH-027-XC-5 Chrome/光铬

SH-027-P01-5 Luna Gold/亮面金

SH-027-P02-5 Luna Rose Gold/亮面粉金

SH-027-P05-5 Luna Champagne Gold/亮面香槟金

SH-027-P07-5 Luna Black/亮面黑

SH-027-P09-5 Vertigo Black/磨砂黑

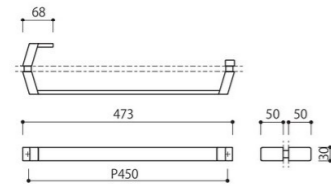
SH-027-P10-5 Vertigo Champagne Gold/磨砂香槟金

SH-027-P11-5 Vertigo Rose Gold/磨砂粉金

SH-027-P12-5 Vertigo Gold/磨砂金



Chrome



Material : Zinc Die Casting & Stainless Steel 材质: 锌合金 & 不锈钢
Load Capacity : 588N (60kgf) 耐负重: 588N (60kgf)

SH-027-□-3 ^N

TOWEL BAR HANDLE

SH-027-XC-3 Chrome/光铬

SH-027-P01-3 Luna Gold/亮面金

SH-027-P02-3 Luna Rose Gold/亮面粉金

SH-027-P05-3 Luna Champagne Gold/亮面香槟金

SH-027-P07-3 Luna Black/亮面黑

SH-027-P09-3 Vertigo Black/磨砂黑

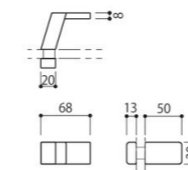
SH-027-P10-3 Vertigo Champagne Gold/磨砂香槟金

SH-027-P11-3 Vertigo Rose Gold/磨砂粉金

SH-027-P12-3 Vertigo Gold/磨砂金



Chrome



Material : Zinc Die Casting 材质: 锌合金
Load Capacity : 98N (10kgf) 耐负重: 98N (10kgf)

Material : Zinc Die Casting 材质: 锌合金
Load Capacity : 98N (10kgf) 耐负重: 98N (10kgf)

SH-027-□-6 ^N

GLASS DOOR KNOB

SH-027-XC-6 Chrome/光铬

SH-027-P01-6 Luna Gold/亮面金

SH-027-P02-6 Luna Rose Gold/亮面粉金

SH-027-P05-6 Luna Champagne Gold/亮面香槟金

SH-027-P07-6 Luna Black/亮面黑

SH-027-P09-6 Vertigo Black/磨砂黑

SH-027-P10-6 Vertigo Champagne Gold/磨砂香槟金

SH-027-P11-6 Vertigo Rose Gold/磨砂粉金

SH-027-P12-6 Vertigo Gold/磨砂金

^N = New product = 新产品

For bathrooms and places with direct contact with water 可用于浴室直接接触到的地方

□ = Finish Code = 表面编号

Finish break down : Page 469-470 颜色的详细分类

*Vertigo = Anti-Fingerprint

^N = New product = 新产品

For bathrooms and places with direct contact with water 可用于浴室直接接触到的地方

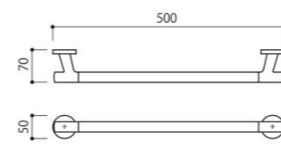
□ = Finish Code = 表面编号

Finish break down : Page 469-470 颜色的详细分类

*Vertigo = Anti-Fingerprint



Luna Black



Material : Zinc Die Casting & Stainless Steel 材质：锌合金 & 不锈钢
Load Capacity : 98N (10kgf) 耐负重：98N (10kgf)

SE-111-□ ^N

TOWEL RAIL

SE-111-XC Chrome/光铬

SE-111-P01 Luna Gold/亮面金

SE-111-P02 Luna Rose Gold/亮面粉金

SE-111-P05 Luna Champagne Gold/亮面香槟金

SE-111-P07 Luna Black/亮面黑

SE-111-P09 Vertigo Black/磨砂黑

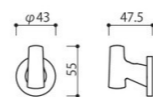
SE-111-P10 Vertigo Champagne Gold/磨砂香槟金

SE-111-P11 Vertigo Rose Gold/磨砂粉金

SE-111-P12 Vertigo Gold/磨砂金



Luna Black



Material : Zinc Die Casting 材质：锌合金
Load Capacity : 98N (10kgf) 耐负重：98N (10kgf)

SE-115-□ ^N

HOOK

SE-115-XC Chrome/光铬

SE-115-P01 Luna Gold/亮面金

SE-115-P02 Luna Rose Gold/亮面粉金

SE-115-P05 Luna Champagne Gold/亮面香槟金

SE-115-P07 Luna Black/亮面黑

SE-115-P09 Vertigo Black/磨砂黑

SE-115-P10 Vertigo Champagne Gold/磨砂香槟金

SE-115-P11 Vertigo Rose Gold/磨砂粉金

SE-115-P12 Vertigo Gold/磨砂金

^N = New product
= 新产品

For bathrooms and places with direct contact with water
可用于浴室直接接触水的地方

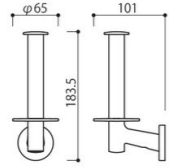
□ = Finish Code
= 表面编号

Finish break down : Page 469-470
颜色的详细分类

*Vertigo = Anti-Fingerprint



Luna Rose Gold



Material : Zinc Die Casting & Stainless Steel
Load Capacity : 49N (5kgf)

材质：锌合金 & 不锈钢
耐负重：49N (5kgf)

SE-113-□ ^N

PAPER HOLDER

SE-113-XC Chrome/光铬

SE-113-P01 Luna Gold/亮面金

SE-113-P02 Luna Rose Gold/亮面粉金

SE-113-P05 Luna Champagne Gold/亮面香槟金

SE-113-P07 Luna Black/亮面黑

SE-113-P09 Vertigo Black/磨砂黑

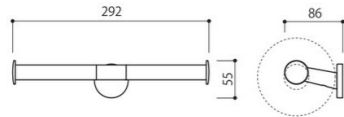
SE-113-P10 Vertigo Champagne Gold/磨砂香槟金

SE-113-P11 Vertigo Rose Gold/磨砂粉金

SE-113-P12 Vertigo Gold/磨砂金



Luna Rose Gold



Material : Zinc Die Casting & Stainless Steel
Load Capacity : 49N (5kgf)

材质：锌合金 & 不锈钢
耐负重：49N (5kgf)

SE-11W-□ ^N

DOUBLE PAPER HOLDER

SE-11W-XC Chrome/光铬

SE-11W-P01 Luna Gold/亮面金

SE-11W-P02 Luna Rose Gold/亮面粉金

SE-11W-P05 Luna Champagne Gold/亮面香槟金

SE-11W-P07 Luna Black/亮面黑

SE-11W-P09 Vertigo Black/磨砂黑

SE-11W-P10 Vertigo Champagne Gold/磨砂香槟金

SE-11W-P11 Vertigo Rose Gold/磨砂粉金

SE-11W-P12 Vertigo Gold/磨砂金

^N = New product
= 新产品

For bathrooms and places with direct contact with water
可用于浴室内直接接触到的地方

□ = Finish Code
= 表面编号

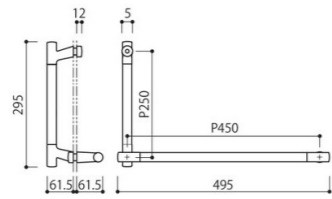
Finish break down : Page 469-470
颜色的详细分类

*Vertigo = Anti-Fingerprint





Chrome



Material : Zinc Die Casting & Stainless Steel 材质：锌合金 & 不锈钢
Load Capacity : 588N (60kgf) 耐负重：588N (60kgf)

SH-028-□-3 ^N

TOWEL BAR HANDLE

SH-028-XC-3 Chrome/光铬

SH-028-P01-3 Luna Gold/亮面金

SH-028-P02-3 Luna Rose Gold/亮面粉金

SH-028-P05-3 Luna Champagne Gold/亮面香槟金

SH-028-P07-3 Luna Black/亮面黑

SH-028-P09-3 Vertigo Black/磨砂黑

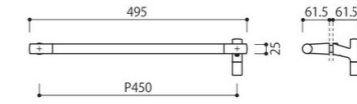
SH-028-P10-3 Vertigo Champagne Gold/磨砂香槟金

SH-028-P11-3 Vertigo Rose Gold/磨砂粉金

SH-028-P12-3 Vertigo Gold/磨砂金



Chrome



Material : Zinc Die Casting & Stainless Steel 材质：锌合金 & 不锈钢
Load Capacity : 588N (60kgf) 耐负重：588N (60kgf)

SH-028-□-5 ^N

TOWEL BAR HANDLE

SH-028-XC-5 Chrome/光铬

SH-028-P01-5 Luna Gold/亮面金

SH-028-P02-5 Luna Rose Gold/亮面粉金

SH-028-P05-5 Luna Champagne Gold/亮面香槟金

SH-028-P07-5 Luna Black/亮面黑

SH-028-P09-5 Vertigo Black/磨砂黑

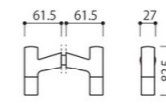
SH-028-P10-5 Vertigo Champagne Gold/磨砂香槟金

SH-028-P11-5 Vertigo Rose Gold/磨砂粉金

SH-028-P12-5 Vertigo Gold/磨砂金



Chrome



Material : Zinc Die Casting 材质：锌合金
Load Capacity : 98N (10kgf) 耐负重：98N (10kgf)

SH-028-□-2 ^N

TOWEL BAR HANDLE

SH-028-XC-2 Chrome/光铬

SH-028-P01-2 Luna Gold/亮面金

SH-028-P02-2 Luna Rose Gold/亮面粉金

SH-028-P05-2 Luna Champagne Gold/亮面香槟金

SH-028-P07-2 Luna Black/亮面黑

SH-028-P09-2 Vertigo Black/磨砂黑


SH-028-P10-2 Vertigo Champagne Gold/磨砂香槟金

SH-028-P11-2 Vertigo Rose Gold/磨砂粉金

SH-028-P12-2 Vertigo Gold/磨砂金



Chrome



Material : Zinc Die Casting & Stainless Steel 材质：锌合金 & 不锈钢
Load Capacity : 588N (60kgf) 耐负重：588N (60kgf)

SH-028-□-6 ^N

TOWEL BAR HANDLE

SH-028-XC-6 Chrome/光铬

SH-028-P01-6 Luna Gold/亮面金

SH-028-P02-6 Luna Rose Gold/亮面粉金

SH-028-P05-6 Luna Champagne Gold/亮面香槟金

SH-028-P07-6 Luna Black/亮面黑

SH-028-P09-6 Vertigo Black/磨砂黑

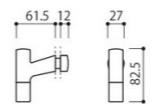
SH-028-P10-6 Vertigo Champagne Gold/磨砂香槟金

SH-028-P11-6 Vertigo Rose Gold/磨砂粉金

SH-028-P12-6 Vertigo Gold/磨砂金



Chrome



Material : Zinc Die Casting 材质：锌合金
Load Capacity : 98N (10kgf) 耐负重：98N (10kgf)

^N = New product = 新产品

For bathrooms and places with direct contact with water 可用于浴室直接接触水的地方

□ = Finish Code = 表面编号

Finish break down : Page 469-470 颜色的详细分类

*Vertigo = Anti-Fingerprint


^N = New product = 新产品

For bathrooms and places with direct contact with water 可用于浴室直接接触水的地方

□ = Finish Code = 表面编号

Finish break down : Page 469-470 颜色的详细分类

*Vertigo = Anti-Fingerprint



Mirror



Lumi Black



Lumi Champagne Gold

SE-224-□ N

BATHROOM SHELF

SE-224-XP ■
Mirror / 镜面

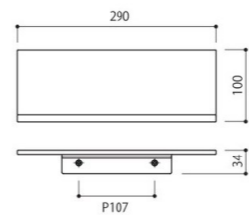
SE-224-XT ■
Brushed / 拉丝

SE-224-P01 ■
Lumi Gold / 亮面金

SE-224-P02 ■
Lumi Rose Gold / 亮面粉金

SE-224-P05 ■
Lumi Champagne Gold / 亮面香槟金

SE-224-P07 ■
Lumi Black / 亮面黑



Material : Stainless Steel 材质 : 不锈钢
Load Capacity : 49N (5kgf) 耐负重 : 49N (5kgf)

N = New product
= 新产品

■ For bathrooms and places with direct contact with water
= 可用于浴室内直接接触到水的地方

□ = Finish Code
= 表面编号

Finish break down : Page 469-470
颜色的详细分类



Mirror



Lumi Black



Lumi Champagne Gold

SE-234-□ ^N

BATHROOM SHELF WITH GUARD

SE-234-XP Mirror / 镜面

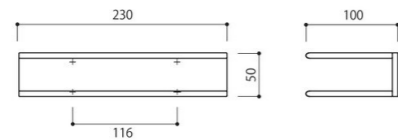
SE-234-XT Brushed / 拉丝

SE-234-P01 Lumi Gold / 亮面金

SE-234-P02 Lumi Rose Gold / 亮面粉金

SE-234-P05 Lumi Champagne Gold / 亮面香槟金

SE-234-P07 Lumi Black / 亮面黑



Material : Stainless Steel 材质 : 不锈钢
Load Capacity : 49N (5kgf) 耐负重 : 49N (5kgf)

^N = New product
= 新产品

For bathrooms and places with direct contact with water
可用于浴室或直接接触到水的地方

□ = Finish Code
= 表面编号

Finish break down : Page 469-470
颜色的详细分类



Mirror



Lumi Black



Lumi Champagne Gold

SE-233-□ ^N

PAPER HOLDER

SE-233-XP Mirror / 镜面

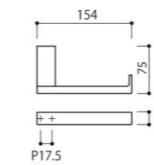
SE-233-XT Brushed / 拉丝

SE-233-P01 Lumi Gold / 亮面金

SE-233-P02 Lumi Rose Gold / 亮面粉金

SE-233-P05 Lumi Champagne Gold / 亮面香槟金

SE-233-P07 Lumi Black / 亮面黑



• Can be installed as left-sided
• 安装时可变更为左向型

Material : Stainless Steel 材质 : 不锈钢
Load Capacity : 49N (5kgf) 耐负重 : 49N (5kgf)

^N = New product
= 新产品

For bathrooms and places with direct contact with water
可用于浴室或直接接触到水的地方

□ = Finish Code
= 表面编号

Finish break down : Page 469-470
颜色的详细分类



Mirror



Mirror



Lumi Black



Lumi Champagne Gold




Lumi Black



Lumi Champagne Gold

SE-23W-□ ^N

DOUBLE PAPER HOLDER

SE-23W-XP 
Mirror / 镜面

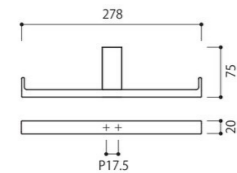
SE-23W-XT 
Brushed / 拉丝

SE-23W-P01 
Lumi Gold / 亮面金

SE-23W-P02 
Lumi Rose Gold / 亮面粉金

SE-23W-P05 
Lumi Champagne Gold / 亮面香槟金

SE-23W-P07 
Lumi Black / 亮面黑



Material : Stainless Steel 材质 : 不锈钢
Load Capacity : 49N (5kgf) 耐负重 : 49N (5kgf)

SE-22W-□ ^N

SHELF WITH DOUBLE PAPER HOLDER

SE-22W-XP 
Mirror / 镜面

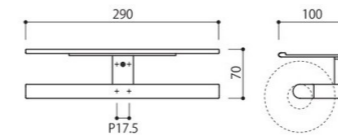
SE-22W-XT 
Brushed / 拉丝

SE-22W-P01 
Lumi Gold / 亮面金

SE-22W-P02 
Lumi Rose Gold / 亮面粉金

SE-22W-P05 
Lumi Champagne Gold / 亮面香槟金

SE-22W-P07 
Lumi Black / 亮面黑



Material : Stainless Steel 材质 : 不锈钢
Load Capacity : 49N (5kgf) 耐负重 : 49N (5kgf)

^N = New product
= 新产品

 For bathrooms and places with direct contact with water
可用于浴室或直接接触到水的地方

□ = Finish Code
= 表面编号

Finish break down : Page 469-470
颜色的详细分类

^N = New product
= 新产品

 For bathrooms and places with direct contact with water
可用于浴室或直接接触到水的地方

□ = Finish Code
= 表面编号

Finish break down : Page 469-470
颜色的详细分类



Mirror



Lumi Black



Lumi Champagne Gold

SE-223-□ ^N

SHELF WITH PAPER HOLDER

SE-223-XP Mirror / 镜面

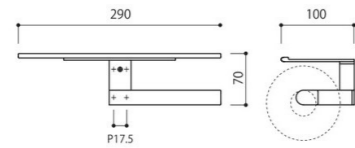
SE-223-XT Brushed / 拉丝

SE-223-P01 Lumi Gold / 亮面金

SE-223-P02 Lumi Rose Gold / 亮面粉金

SE-223-P05 Lumi Champagne Gold / 亮面香槟金

SE-223-P07 Lumi Black / 亮面黑



• Can be installed as left-sided
• 安装时可变更为左向型

Material : Stainless Steel 材质 : 不锈钢
Load Capacity : 49N (5kgf) 耐负重 : 49N (5kgf)

^N = New product
= 新产品

For bathrooms and places with direct contact with water
可用于浴室或直接接触到水的地方

□ = Finish Code
= 表面编号

Finish break down : Page 469-470
颜色的详细分类



Mirror



Lumi Black



Lumi Champagne Gold

SE-229-□ ^N

TOWEL SHELF

SE-229-XP Mirror / 镜面

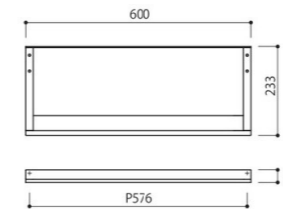
SE-229-XT Brushed / 拉丝

SE-229-P01 Lumi Gold / 亮面金

SE-229-P02 Lumi Rose Gold / 亮面粉金

SE-229-P05 Lumi Champagne Gold / 亮面香槟金

SE-229-P07 Lumi Black / 亮面黑



Material : Stainless Steel 材质 : 不锈钢
Load Capacity : 49N (5kgf) 耐负重 : 49N (5kgf)

^N = New product
= 新产品

For bathrooms and places with direct contact with water
可用于浴室或直接接触到水的地方

□ = Finish Code
= 表面编号

Finish break down : Page 469-470
颜色的详细分类





Lumi Black



Lumi Gold



Lumi Rose Gold



Lumi Champagne Gold

SE-041-□

TOWEL RAIL

SE-041-XP

Mirror/镜面

SE-041-XT

Brushed/拉丝

SE-041-P01

Lumi Gold/亮面金

SE-041-P02


Lumi Rose Gold/亮面粉金

SE-041-P05

Lumi Champagne Gold/亮面香槟金

SE-041-P07

Lumi Black/亮面黑



Material :Stainless Steel 材质: 不锈钢
Load Capacity : 98N (10kgf) 耐负重: 98N (10kgf)

For bathrooms and places with direct contact with water
可用于浴室或直接接触到水的地方

□=Finish Code
=表面编号

Finish break down : Page 469-470
颜色的详细分类



Lumi Rose Gold



Lumi Gold




Lumi Champagne Gold




Lumi Black

SH-026-□-2

- TOWEL BAR HANDLE
- SH-026-XP-2 Mirror/镜面
- SH-026-XT-2 Brushed/拉丝
- SH-026-P01-2 Lumi Gold/亮面金
- SH-026-P02-2 Lumi Rose Gold/亮面粉金
- SH-026-P05-2 Lumi Champagne Gold/亮面香槟金
- SH-026-P07-2 Lumi Black/亮面黑



Material :Stainless Steel 材质: 不锈钢
Load Capacity : 588N (60kgf) 耐负重: 588N (60kgf)



Lumi Rose Gold



Lumi Gold



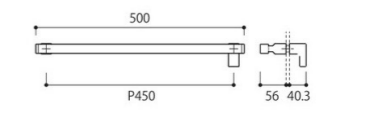
Lumi Champagne Gold



Lumi Black

SH-026-□-3

- TOWEL BAR HANDLE
- SH-026-XP-3 Mirror/镜面
- SH-026-XT-3 Brushed/拉丝
- SH-026-P01-3 Lumi Gold/亮面金
- SH-026-P02-3 Lumi Rose Gold/亮面粉金
- SH-026-P05-3 Lumi Champagne Gold/亮面香槟金
- SH-026-P07-3 Lumi Black/亮面黑



Material :Stainless Steel 材质: 不锈钢
Load Capacity : 588N (60kgf) 耐负重: 588N (60kgf)

For bathrooms and places with direct contact with water
可用于浴室内直接接触到的地方

□=Finish Code
=表面编号

Finish break down : Page 469-470
颜色的详细分类



Lumi Gold



Lumi Rose Gold

SH-026-□-5

GLASS DOOR KNOB

SH-026-XP-5
Mirror/镜面

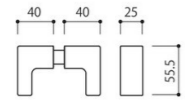
SH-026-XT-5
Brushed/拉丝

SH-026-P01-5
Lumi Gold/亮面金

SH-026-P02-5
Lumi Rose Gold/亮面粉金

SH-026-P05-5
Lumi Champagne Gold/亮面香槟金

SH-026-P07-5
Lumi Black/亮面黑



Material : Stainless Steel 材质 : 不锈钢
Load Capacity : 98N(10kgf) 耐负重 : 98N(10kgf)

SH-026-□-6

GLASS DOOR KNOB

SH-026-XP-6
Mirror/镜面

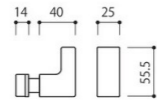
SH-026-XT-6
Brushed/拉丝

SH-026-P01-6
Lumi Gold/亮面金

SH-026-P02-6
Lumi Rose Gold/亮面粉金

SH-026-P05-6
Lumi Champagne Gold/亮面香槟金

SH-026-P07-6
Lumi Black/亮面黑



Lumi Gold



Lumi Rose Gold

SE-045-□

HOOK

SE-045-XP
Mirror/镜面

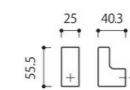
SE-045-XT
Brushed/拉丝

SE-045-P01
Lumi Gold/亮面金

SE-045-P02
Lumi Rose Gold/亮面粉金

SE-045-P05
Lumi Champagne Gold/亮面香槟金

SE-045-P07
Lumi Black/亮面黑



Material : Stainless Steel 材质 : 不锈钢
Load Capacity : 98N(10kgf) 耐负重 : 98N(10kgf)



Lumi Champagne Gold



Lumi Black

SH-025-□-5

GLASS DOOR KNOB

SH-025-XP-5
Mirror/镜面

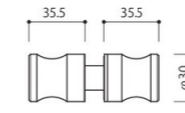
SH-025-XT-5
Brushed/拉丝

SH-025-P01-5
Lumi Gold/亮面金

SH-025-P02-5
Lumi Rose Gold/亮面粉金

SH-025-P05-5
Lumi Champagne Gold/亮面香槟金

SH-025-P07-5
Lumi Black/亮面黑



Material : Stainless Steel 材质 : 不锈钢
Load Capacity : 98N(10kgf) 耐负重 : 98N(10kgf)

SH-025-□-6

GLASS DOOR KNOB

SH-025-XP-6
Mirror/镜面

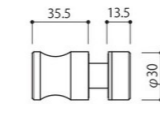
SH-025-XT-6
Brushed/拉丝

SH-025-P01-6
Lumi Gold/亮面金

SH-025-P02-6
Lumi Rose Gold/亮面粉金

SH-025-P05-6
Lumi Champagne Gold/亮面香槟金

SH-025-P07-6
Lumi Black/亮面黑



Material : Stainless Steel 材质 : 不锈钢
Load Capacity : 98N(10kgf) 耐负重 : 98N(10kgf)



Lumi Champagne Gold



Lumi Black

SE-035-□

HOOK

SE-035-XP
Mirror/镜面

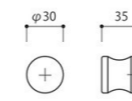
SE-035-XT
Brushed/拉丝

SE-035-P01
Lumi Gold/亮面金

SE-035-P02
Lumi Rose Gold/亮面粉金

SE-035-P05
Lumi Champagne Gold/亮面香槟金

SE-035-P07
Lumi Black/亮面黑



Material : Stainless Steel 材质 : 不锈钢
Load Capacity : 98N(10kgf) 耐负重 : 98N(10kgf)

For bathrooms and places with direct contact with water
可用于浴室直接接触到的地方

□=Finish Code
=表面编号

Finish break down : Page 469-470
颜色的详细分类

For bathrooms and places with direct contact with water
可用于浴室直接接触到的地方

□=Finish Code
=表面编号

Finish break down : Page 469-470
颜色的详细分类



Lumi Champagne Gold



Lumi Gold



Lumi Rose Gold



Lumi Black

SH-025-□-2

TOWEL BAR HANDLE
SH-025-XP-2
Mirror/镜面


SH-025-XT-2
Brushed/拉丝

SH-025-P01-2
Lumi Gold/亮面金

SH-025-P02-2
Lumi Rose Gold/亮面粉金

SH-025-P05-2
Lumi Champagne Gold/亮面香槟金

SH-025-P07-2
Lumi Black/亮面黑



Material: Stainless Steel 材质: 不锈钢
Load Capacity: 588N (60kgf) 耐负重: 588N (60kgf)



Lumi Champagne Gold



Lumi Gold



Lumi Rose Gold



Lumi Black

SH-025-□-3

TOWEL BAR HANDLE
SH-025-XP-3
Mirror/镜面

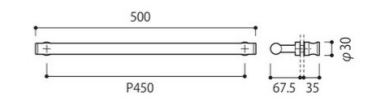
SH-025-XT-3
Brushed/拉丝

SH-025-P01-3
Lumi Gold/亮面金

SH-025-P02-3
Lumi Rose Gold/亮面粉金

SH-025-P05-3
Lumi Champagne Gold/亮面香槟金

SH-025-P07-3
Lumi Black/亮面黑



Material: Stainless Steel 材质: 不锈钢
Load Capacity: 588N (60kgf) 耐负重: 588N (60kgf)

For bathrooms and places with direct contact with water
可用于浴室直接接触水的地方

□=Finish Code
=表面编号

Finish break down: Page 469-470
颜色的详细分类



Lumi Gold



Lumi Rose Gold



Lumi Champagne Gold



Lumi Black

SE-031-□

TOWEL RAIL

SE-031-XP

Mirror/镜面

SE-031-XT

Brushed/拉丝

SE-031-P01

Lumi Gold/亮面金

SE-031-P02

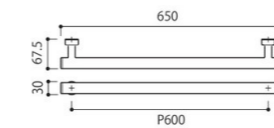
Lumi Rose Gold/亮面粉金

SE-031-P05

Lumi Champagne Gold/亮面香槟金

SE-031-P07

Lumi Black/亮面黑



Material :Stainless 材质: 不锈钢
Load Capacity : 98N(10kgf) 耐负重 : 98N(10kgf)

For bathrooms and places with direct contact with water
可用于浴室直接接触到的地方

□=Finish Code
=表面编号

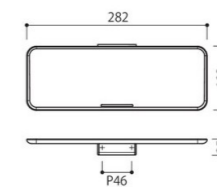
Finish break down : Page 469-470
颜色的详细分类



Blasted Black

SE-204 ^N

BATHROOM SHELF
SE-204-XK
Blasted black / 黑色喷砂



Material : Aluminium
Load Capacity : 49N (5kgf)

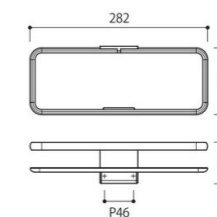
材质 : 铝
耐负重 : 49N (5kgf)



Blasted Black

SE-214 ^N

BATHROOM SHELF WITH GUARD
SE-214-XK
Blasted black / 黑色喷砂



Material : Aluminium
Load Capacity : 49N (5kgf)

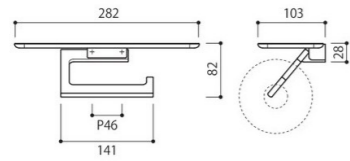
材质 : 铝
耐负重 : 49N (5kgf)

^N = New product
= 新产品

For bathrooms and places with direct contact with water
可用于浴室直接接触水的地方

SE-203 N

SHELF WITH PAPER HOLDER
SE-203-XK
Blasted black / 黑色喷砂



- Can be installed as left-sided
- 安装时可变更为左向型

Material : Aluminium
Load Capacity : 49N (5kgf)

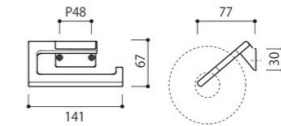
材质 : 铝
耐负重 : 49N (5kgf)



Blasted Black

SE-213 N

PAPER HOLDER
SE-213-XK
Blasted black / 黑色喷砂



- Can be installed as left-sided
- 安装时可变更为左向型

Material : Aluminium
Load Capacity : 49N (5kgf)

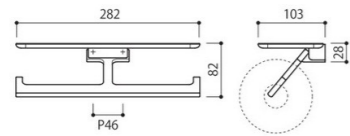
材质 : 铝
耐负重 : 49N (5kgf)



Blasted Black

SE-20W N

SHELF WITH DOUBLE PAPER HOLDER
SE-20W-XK
Blasted black / 黑色喷砂



Material : Aluminium
Load Capacity : 49N (5kgf)

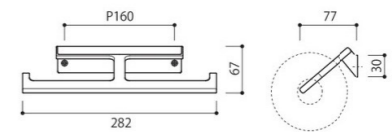
材质 : 铝
耐负重 : 49N (5kgf)



Blasted Black

SE-21W N

DOUBLE PAPER HOLDER
SE-21W-XK
Blasted black / 黑色喷砂



Material : Aluminium
Load Capacity : 49N (5kgf)

材质 : 铝
耐负重 : 49N (5kgf)



Blasted Black

N = New product
= 新产品

For bathrooms and places with direct contact with water
可用于浴室直接接触到的地方

N = New product
= 新产品

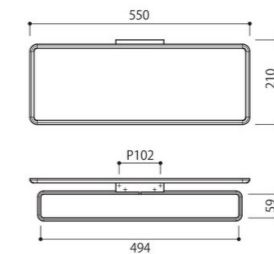
For bathrooms and places with direct contact with water
可用于浴室直接接触到的地方



Blasted Black


SE-209 ^N

TOWEL SHELF
SE-209-XK
Blasted black / 黑色喷砂



Material : Aluminium
Load Capacity : 49N (5kgf)

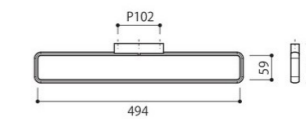
材质 : 铝
耐负重 : 49N (5kgf)



Blasted Black

SE-201 ^N

TOWEL RING
SE-201-XK
Blasted black / 黑色喷砂



Material : Aluminium
Load Capacity : 98N (10kgf)

材质 : 铝
耐负重 : 98N (10kgf)

^N = New product
= 新产品

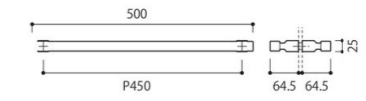
For bathrooms and places with direct contact with water
可用于浴室直接接触水的地方



Blasted Black

SH-016

TOWEL RAIL HANDLE
 SH-016-XK-2
 Blasted Black/黑色喷沙

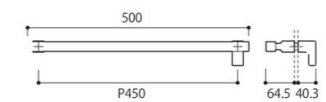


Material : Aluminium 材质 : 铝
 Load Capacity : 588N (60kgf) 耐负重 : 588N (60kgf)



Blasted Black

TOWEL RAIL HANDLE
 SH-016-XK-3
 Blasted Black/黑色喷沙



Material : Aluminium 材质 : 铝
 Load Capacity : 588N (60kgf) 耐负重 : 588N (60kgf)

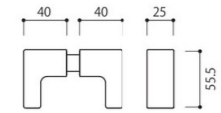
For bathrooms and places with direct contact with water
 可适用于浴室直接接触水的地方




Blasted Black

SH-016

GLASS DOOR KNOB
SH-016-XK-5
Blasted Black/黑色喷沙

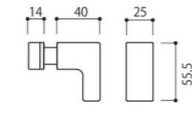


Material: Aluminium
Load Capacity: 98N(10kgf)
材质: 铝
耐负重: 98N(10kgf)



Blasted Black

GLASS DOOR KNOB
SH-016-XK-6
Blasted Black/黑色喷沙



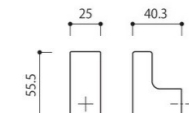
Material: Aluminium
Load Capacity: 98N(10kgf)
材质: 铝
耐负重: 98N(10kgf)



Blasted Black

SC-735

HOOK
SC-735-XK
Blasted Black/黑色喷沙




Material: Aluminium
Load Capacity: 98N(10kgf)
材质: 铝
耐负重: 98N(10kgf)



Blasted Black

SC-731

TOWEL RAIL
SC-731-XK
Blasted Black/黑色喷沙



Material: Aluminium
Load Capacity: 98N(10kgf)
材质: 铝
耐负重: 98N(10kgf)

For bathrooms and places with direct contact with water
可用于浴室內直接接触到水的地方

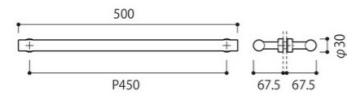
For bathrooms and places with direct contact with water
可用于浴室內直接接触到水的地方



Blasted Black

SH-015

TOWEL BAR HANDLE
SH-015-XK-2
Blasted Black/黑色喷沙

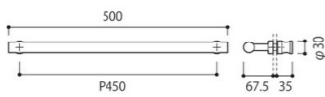


Material: Aluminium 材质: 铝
Load Capacity: 588N (60kgf) 耐负重: 588N (60kgf)



Blasted Black

TOWEL BAR HANDLE
SH-015-XK-3
Blasted Black/黑色喷沙



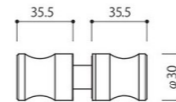
Material: Aluminium 材质: 铝
Load Capacity: 588N (60kgf) 耐负重: 588N (60kgf)



Blasted Black

SH-015

GLASS DOOR KNOB
SH-015-XK-5
Blasted Black/黑色喷沙

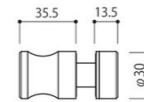


Material: Aluminium 材质: 铝
Load Capacity: 98N(10kgf) 耐负重: 98N(10kgf)



Blasted Black

GLASS DOOR KNOB
SH-015-XK-6
Blasted Black/黑色喷沙



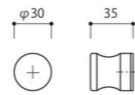
Material: Aluminium 材质: 铝
Load Capacity: 98N(10kgf) 耐负重: 98N(10kgf)



Blasted Black

SC-725

HOOK
SC-725-XK
Blasted Black/黑色喷沙



Material: Aluminium 材质: 铝
Load Capacity: 98N(10kgf) 耐负重: 98N(10kgf)

For bathrooms and places with direct contact with water
可用于浴室內直接接触到水的地方

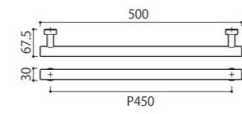
For bathrooms and places with direct contact with water
可用于浴室內直接接触到水的地方



Blasted Black

SC-721

TOWEL RAIL
SC-721-XX
Blasted Black/黑色噴沙



Material: Aluminium 材質: 鋁
Load Capacity: 98N(10kgf) 耐負重: 98N(10kgf)

For bathrooms and places with direct contact with water
可适用于浴室內直接接觸到水的地方



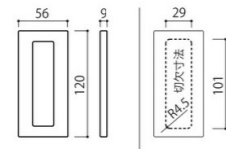
Blasted Black



Blasted Black

PC-429

GLASS HANDLE (1 PIECE)
PC-429-XK
Blasted Black/黑色喷沙



Material: Aluminium

材质: 铝

For bathrooms and places with direct contact with water
可用于浴室內直接接触到水的地方



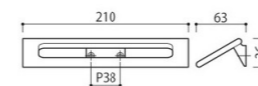
Blasted Black



Blasted Black

SC-470

TOWEL RING
SC-470-XK
Blasted Black/黑色喷沙



Material: Aluminium 材质: 铝
Load Capacity: 98N(10kgf) 耐负重: 98N(10kgf)

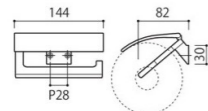
For bathrooms and places with direct contact with water
可用于浴室内直接接触到的地方



Blasted Black

SC-473

PAPER HOLDER
SC-473-XK
Blasted Black/黑色喷沙



- Can be installed as left-sided
- 安装时可变更为左向型

Material : Aluminium
Load Capacity : 49N (5 kgf)

材质: 铝
耐负重: 49N (5 kgf)

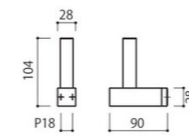
For bathrooms and places with direct contact with water
可用于浴室直接接触到的地方



Blasted Black

SC-737

ROLL PAPER STOCKER
SC-737-XK
Blasted Black/黑色喷沙



Material : Aluminium
Load Capacity : 49N (5kgf)

材质: 铝
耐负重: 49N (5kgf)

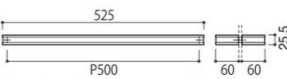
For bathrooms and places with direct contact with water
可用于浴室直接接触到的地方



Blasted Black & Pearl Black

SH-012

TOWEL BAR HANDLE
SH-012-GQK-2
Blasted Black & Pearl Black/黑色喷沙 & 珍珠黑



Material: Aluminium 材质: 铝
Load Capacity: 588N (60kgf) 耐负重: 588N (60kgf)



Blasted Black & Pearl Black

TOWEL BAR HANDLE
SH-012-GQK-3
Blasted Black & Pearl Black/黑色喷沙 & 珍珠黑



Material: Aluminium 材质: 铝
Load Capacity: 588N (60kgf) 耐负重: 588N (60kgf)

For bathrooms and places with direct contact with water
可用于浴室直接接触水的地方



Mirror



Brushed

SH-007-□

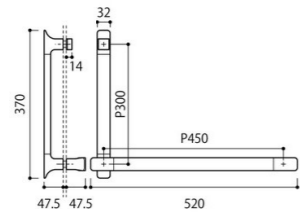
TOWEL BAR HANDLE

SH-007-XP

Mirror / 镜面

SH-007-XT

Brushed / 拉丝



Material: Stainless Steel 材质: 不锈钢
Load Capacity: 588N (60kgf) 耐负重: 588N (60kgf)

□=Finish Code
=表面编号

For bathrooms and places with direct contact with water
可用于浴室直接接触到的地方



Mirror



Brushed

SH-007-□-2

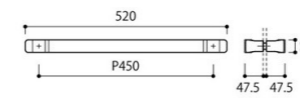
TOWEL BAR HANDLE

SH-007-XP-2

Mirror / 镜面

SH-007-XT-2

Brushed / 拉丝



Material: Stainless Steel 材质: 不锈钢
Load Capacity: 588N (60kgf) 耐负重: 588N (60kgf)

□=Finish Code
=表面编号

For bathrooms and places with direct contact with water
可用于浴室直接接触到的地方



Mirror



Brushed

SH-007-□-3

TOWEL BAR HANDLE

SH-007-XP-3
Mirror / 镜面

SH-007-XT-3
Brushed / 拉丝



Material: Stainless Steel 材质: 不锈钢
Load Capacity: 588N (60kgf) 耐负重: 588N (60kgf)

□=Finish Code
=表面编号

For bathrooms and places with direct contact with water
可用于浴室直接接触到水的地方



Mirror



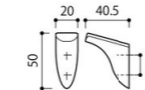
Brushed

SC-565-□

HOOK

SC-565-XP
Mirror / 镜面

SC-565-XT
Brushed / 拉丝



Material: Stainless Steel 材质: 不锈钢
Load Capacity: 98N (10kgf) 耐负重: 98N (10kgf)

□=Finish Code
=表面编号

For bathrooms and places with direct contact with water
可用于浴室直接接触到水的地方



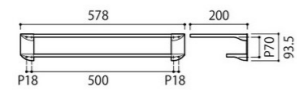
Mirror



Brushed

SC-569-□

TOWEL SHELF
 SC-569-XP
 Mirror / 镜面
 SC-569-XT
 Brushed / 拉丝



• Different pitch sizes can be special-ordered
 • 螺孔间距可特制

Material: Stainless Steel 材质: 不锈钢
 Load Capacity: 98N(10kgf) 耐负重: 98N(10kgf)



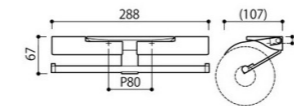
Mirror



Brushed

SC-56M-□

DOUBLE PAPER HOLDER
 SC-56M-XP
 Mirror / 镜面
 SC-56M-XT
 Brushed / 拉丝



Material: Stainless Steel 材质: 不锈钢
 Load Capacity: 49N(5kgf) 耐负重: 49N(5kgf)

For bathrooms and places with direct contact with water
 可用于浴室直接接触水的地方

□=Finish Code
 =表面编号

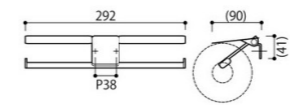
For bathrooms and places with direct contact with water
 可用于浴室直接接触水的地方

□=Finish Code
 =表面编号



SC-55M

DOUBLE PAPER HOLDER
SC-55M-XT
Brushed / 拉丝



Material: Stainless Steel 材质: 不锈钢
Load Capacity: 49N(5kgf) 耐负重: 49N(5kgf)

For bathrooms and places with direct contact with water
可用于浴室内直接接触到的地方

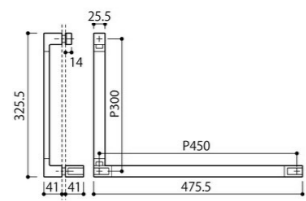




Brushed & Black

SH-008

TOWEL BAR HANDLE
SH-008-KT
Brushed & Black / 拉丝 & 黑色



Material: Stainless Steel & ABS 材质: 不锈钢 & ABS
Load Capacity: 588N (60kgf) 耐负重: 588N (60kgf)

For bathrooms and places with direct contact with water
可用于浴室內直接接触到水的地方



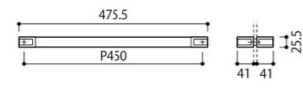
Brushed & Black



Brushed & Black

SH-008

TOWEL BAR HANDLE
SH-008-KT-2
Brushed & Black / 拉丝 & 黑色



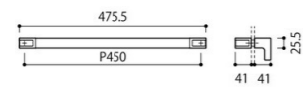
Material: Stainless Steel & ABS 材质: 不锈钢 & ABS
Load Capacity: 588N (60kgf) 耐负重: 588N (60kgf)



Brushed & Black

SH-008

TOWEL BAR HANDLE
SH-008-KT-3
Brushed & Black / 拉丝 & 黑色



Material: Stainless Steel & ABS 材质: 不锈钢 & ABS
Load Capacity: 588N (60kgf) 耐负重: 588N (60kgf)


For bathrooms and places with direct contact with water
可用于浴室內直接接触到水的地方



Brushed & Black

SC-571

SC-571-KTL
Brushed & Black / 拉丝 & 黑色



• Different pitch sizes can be special-ordered
• 螺孔间距可特制

Material: Stainless Steel & ABS 材质: 不锈钢 & ABS
Load Capacity: 98N(10kgf) 耐负重: 98N(10kgf)

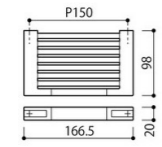
For bathrooms and places with direct contact with water
可用于浴室內直接接触到水的地方



Brushed & Black

SC-57

SOAP DISH
SC-57H-KT
Brushed & Black / 拉丝 & 黑色



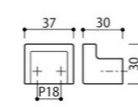
Material: Stainless Steel & ABS 材质: 不锈钢 & ABS
Load Capacity: 98N(10kgf) 耐负重: 98N(10kgf)



Brushed & Black

SC-575

HOOK
SC-575-KTL
Brushed & Black / 拉丝 & 黑色



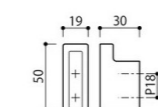
Material: Stainless Steel & ABS 材质: 不锈钢 & ABS
Load Capacity: 98N(10kgf) 耐负重: 98N(10kgf)



Brushed & Black

SC-575

HOOK
SC-575-KTS
Brushed & Black / 拉丝 & 黑色




Material: Stainless Steel & ABS 材质: 不锈钢 & ABS
Load Capacity: 98N(10kgf) 耐负重: 98N(10kgf)



Brushed & Black

SC-574

SHELF
SC-574-KT
Brushed & Black / 拉丝 & 黑色



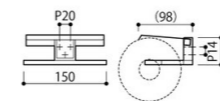
Material: Stainless Steel & ABS 材质: 不锈钢 & ABS
Load Capacity: 98N(10kgf) 耐负重: 98N(10kgf)



Brushed & Black

SC-573

PAPER HOLDER
SC-573-KT
Brushed & Black / 拉丝 & 黑色



• Can be installed as left-sided
• 安装时可变更为左向型

Material: Stainless Steel & ABS 材质: 不锈钢 & ABS
Load Capacity: 49N(5kgf) 耐负重: 49N(5kgf)

For bathrooms and places with direct contact with water
可用于浴室直接接触到水的地方

For bathrooms and places with direct contact with water
可用于浴室直接接触到水的地方



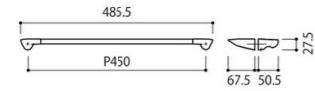
Mirror

SH-024-□

TOWEL BAR HANDLE

SH-024-XP-3
Mirror / 镜面

SH-024-XT-3
Brushed / 拉丝



• Different pitch sizes can be special-ordered
• 螺孔间距可特制

Material: Stainless Steel 材质: 不锈钢
Load Capacity: 588N (60kgf) 耐负重: 588N (60kgf)



Mirror




Brushed

SC-581-□

TOWEL RAIL

SC-581-XP
Mirror / 镜面

SC-581-XT
Brushed / 拉丝



• Different pitch sizes can be special-ordered
• 螺孔间距可特制

Material: Stainless Steel 材质: 不锈钢
Load Capacity: 98N (10kgf) 耐负重: 98N (10kgf)



Mirror

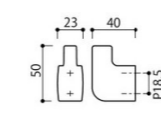
Brushed

SC-585-□

HOOK

SC-585-XP
Mirror / 镜面

SC-585-XT
Brushed / 拉丝



Material: Stainless Steel 材质: 不锈钢
Load Capacity: 98N (10kgf) 耐负重: 98N (10kgf)



Mirror



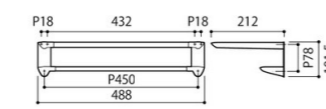
Brushed

SC-589-□

TOWEL SHELF

SC-589-XP
Mirror / 镜面

SC-589-XT
Brushed / 拉丝



• Different pitch sizes can be special-ordered
• 螺孔间距可特制

Material: Stainless Steel 材质: 不锈钢
Load Capacity: 98N (10kgf) 耐负重: 98N (10kgf)

For bathrooms and places with direct contact with water
可用于浴室直接接触到水的地方

□=Finish Code
=表面编号

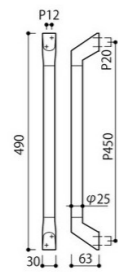
For bathrooms and places with direct contact with water
可用于浴室直接接触到水的地方

□=Finish Code
=表面编号



KH-55-□

GRAB BAR
KH-55-XP
Mirror / 镜面
KH-55-XT
Brushed / 拉丝

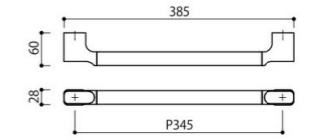


Material: Stainless Steel 材质: 不锈钢
Load Capacity: 588N(60kgf) 耐负重: 588N(60kgf)



SC-931-□

TOWEL RAIL
SC-931-XP
Mirror / 镜面
SC-931-XT
Brushed / 拉丝



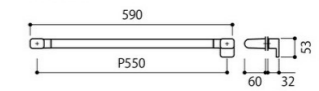
• Different pitch sizes can be special-ordered
• 螺孔间距可特制

Material: Stainless Steel 材质: 不锈钢
Load Capacity: 98N(10kgf) 耐负重: 98N(10kgf)



SH-022-□

TOWEL BAR HANDLE
SH-022-XP-3
Mirror / 镜面
SH-022-XT-3
Brushed / 拉丝



• Different pitch sizes can be special-ordered
• 螺孔间距可特制

Material: Stainless Steel 材质: 不锈钢
Load Capacity: 588N(60kgf) 耐负重: 588N(60kgf)

For bathrooms and places with direct contact with water
可用于浴室直接接触水的地方

□=Finish Code
=表面编号

For bathrooms and places with direct contact with water
可用于浴室直接接触水的地方

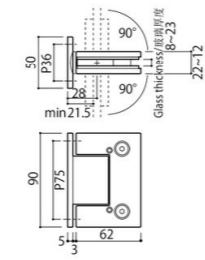
□=Finish Code
=表面编号



Blasted Black

AC-840

GLASS HINGE (1 PIECE)
AC-840-XK
Blasted Black / 黑色喷沙



• Wall to Glass 90° / 墙对玻璃90°

Material: Aluminium / 材质: 铝
Load Capacity : 245N(25kgf) / 耐负重 : 245N(25kgf) / 1个 piece
• Two units must be used as pair. / 必须使用两个以上 pair.

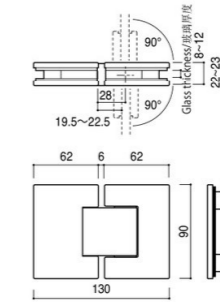
For bathrooms and places with direct contact with water
可用于浴室內直接接触到水的地方



Blasted Black

AC-843

GLASS HINGE (1 PIECE)
AC-843-XK
Blasted Black / 黑色喷沙



• Glass to Glass 180° / 玻璃对玻璃180°

Material: Aluminium / 材质: 铝
Load Capacity : 245N(25kgf) / 耐负重 : 245N(25kgf) / 1个 piece
• Two units must be used as pair. / 必须使用两个以上 pair.

For bathrooms and places with direct contact with water
可用于浴室內直接接触到水的地方



Brushed



Mirror



Lumi Gold



Lumi Rose Gold



Lumi Champagne Gold

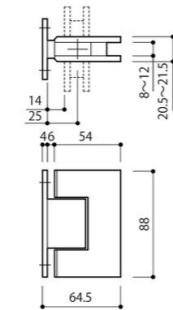


Lumi Black

AC-880-□

GLASS HINGE (1 PIECE)

- AC-880-XP Mirror / 镜面
- AC-880-XT Brushed / 拉丝
- AC-880-P01 Lumi Gold/亮面金
- AC-880-P02 Lumi Rose Gold/亮面粉金
- AC-880-P05 Lumi Champagne Gold/亮面香槟金
- AC-880-P07 Lumi Black/亮面黑



• Wall to Glass 90° / 墙对玻璃90°

Material: Stainless Steel 材质: 不锈钢
 Load Capacity : 245N(25kgf) / 耐负重 : 245N(25kgf) / 1个 piece
 • Two units must be used as a pair. • 请使用两个以上 pair.

For bathrooms and places with direct contact with water
 可用于浴室直接接触到的地方

□=Finish Code
 =表面编号

Finish break down : Page 469-470
 颜色的详细分类



Brushed



Mirror



Lumi Gold



Lumi Rose Gold



Lumi Champagne Gold

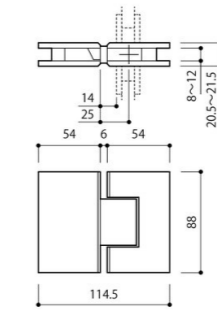


Lumi Black

AC-883-□

GLASS HINGE (1 PIECE)

- AC-883-XP Mirror / 镜面
- AC-883-XT Brushed / 拉丝
- AC-883-P01 Lumi Gold/亮面金
- AC-883-P02 Lumi Rose Gold/亮面粉金
- AC-883-P05 Lumi Champagne Gold/亮面香槟金
- AC-883-P07 Lumi Black/亮面黑



Material: Stainless Steel 材质: 不锈钢
 Load Capacity : 245N(25kgf) / 耐负重 : 245N(25kgf) / 1个 piece
 • Two units must be used as a pair. • 请使用两个以上 pair.

For bathrooms and places with direct contact with water
 可用于浴室直接接触到的地方

□=Finish Code
 =表面编号

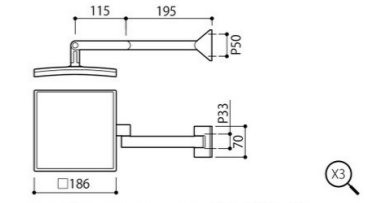
Finish break down : Page 469-470
 颜色的详细分类



Chrome

SE-168 


EXTENSION MIRROR
SE-168-XC
Chrome / 光铬



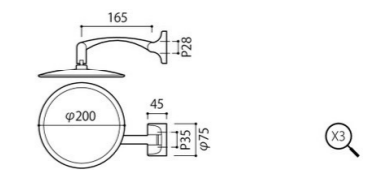
Material: Zinc Die Casting, ABS Resin & Glass (Mirror) 材质: 锌合金, ABS 塑料 & 玻璃(镜子)
Load Capacity : 29.4N (3kgf) 耐负重: 29.4N (3kgf)



Chrome

SC-628 


EXTENSION MIRROR
SC-628-XC
Chrome / 光铬



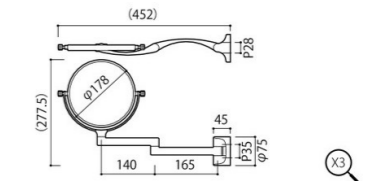
Material: Brass, Acrylic & Glass (Mirror) 材质: 黄铜, 亚克力 & 玻璃(镜子)
Load Capacity : 29.4N (3kgf) 耐负重: 29.4N (3kgf)



Chrome

SC-638 


EXTENSION MIRROR
SC-638-XC
Chrome / 光铬



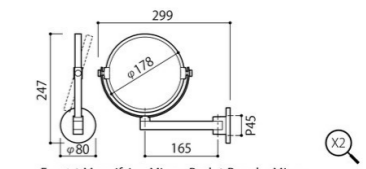
• Front : Magnifying Mirror, Back : Regular Mirror
• 镜子的正面是放大镜, 背面是普通镜子
Material: Brass & Glass (Mirror) 材质: 黄铜 & 玻璃(镜子)
Load Capacity : 29.4N (3kgf) 耐负重: 29.4N (3kgf)



Chrome

SA-978 

EXTENSION MIRROR
SA-978-XC
Chrome / 光铬



• Front : Magnifying Mirror, Back : Regular Mirror
• 镜子的正面是放大镜, 背面是普通镜子
Material: Zinc Die Casting, ABS Resin & Glass (Mirror) 材质: 锌合金, ABS 塑料 & 玻璃(镜子)
Load Capacity : 29.4N (3kgf) 耐负重: 29.4N (3kgf)

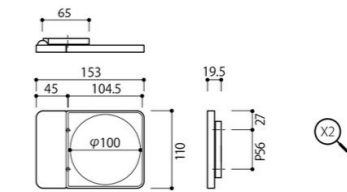
 For bathrooms and places with direct contact with water
可用于浴室直接接触到的地方  =New product
=新产品
 Avoid direct contact with water
使用于不直接接触到的地方



Chrome

SC-618

EXTENSION MIRROR
SC-618-XC
Chrome / 光铬



• Front : Magnifying Mirror, Back : Regular Mirror
• 镜子的正面是放大镜，背面是普通镜子

Material: Zinc Die Casting, ABS Resin & Glass (Mirror) 材质: 锌合金, ABS 塑料 & 玻璃(镜子)
Load Capacity : 29.4N(3kgf) 耐负重 : 29.4N(3kgf)



Mirror & Chrome



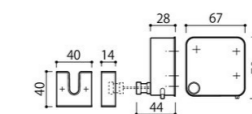
White & Chrome

SC-519-□

LAUNDRY ROPE (2.7M)

SC-519-XP
Mirror & Chrome/镜面 & 光铬

SC-519-SC
White & Chrome/白色 & 光铬



- Locking function lever
Lock the holder by hooking the rope over the holder and sliding the switch.
- 锁定功能拉杆
将把手挂在绳子上滑动开关即可锁定。

Material: 材质:
Body - Stainless Steel, Brass & Zinc Die Casting 本体 - 不锈钢, 黄铜 & 锌合金
Holder - Stainless Steel & POM 把手 - 不锈钢 & 聚甲醛
Load Capacity : 29.4N(3kgf) 耐负重 : 29.4N(3kgf)

Distance between walls : 2.7m or less 墙壁间对应尺寸 : 2.7m 以内

This product can be used by attaching the rope to the hook.
The rope is stored neatly within the main unit when not in used.

可将绳子缠在挂钩上并锁定，不使用时，可将绳子收入本体中。

For bathrooms and places with direct contact with water
可用于浴室直接接触水的地方

□=Finish Code
=表面编号

SE-055-□ **N**

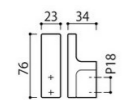
HOOK

SE-055-4N
Satin Nickel & K-Wood Light Brown/拉丝镍 & K木材 亮棕色

SE-055-6N
Satin Nickel & K-Wood Dark Brown/拉丝镍 & K木材 深棕色

SE-055-4003
Matte Black & K-Wood Light Brown/哑光黑 & K木材 亮棕色

SE-055-6003
Matte Black & K-Wood Dark Brown/哑光黑 & K木材 深棕色



Material : Zinc Die Casting & K-Wood 材质 : 锌合金 & K木材
Load Capacity : 98N (10 kgf) 耐负重 : 98N (10 kgf)



Satin Nickel & K-Wood Light Brown

Satin Nickel & K-Wood Dark Brown



Matte Black & K-Wood Light Brown

Matte Black & K-Wood Dark Brown



Satin Nickel & K-Wood Light Brown

Satin Nickel & K-Wood Dark Brown



Matte Black & K-Wood Light Brown

Matte Black & K-Wood Dark Brown

SE-053-□ **N**

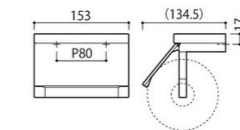
PAPER HOLDER

SE-053-4N
Satin Nickel & K-Wood Light Brown/拉丝镍 & K木材 亮棕色

SE-053-6N
Satin Nickel & K-Wood Dark Brown/拉丝镍 & K木材 深棕色

SE-053-4003
Matte Black & K-Wood Light Brown/哑光黑 & K木材 亮棕色

SE-053-6003
Matte Black & K-Wood Dark Brown/哑光黑 & K木材 深棕色



Material : Zinc Die Casting & K-Wood 材质 : 锌合金 & K木材
Load Capacity : 49N (5 kgf) 耐负重 : 49N (5 kgf)

SE-051-□ **N**

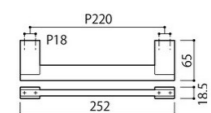
TOWEL RAIL

SE-051-4N
Satin Nickel & K-Wood Light Brown/拉丝镍 & K木材 亮棕色

SE-051-6N
Satin Nickel & K-Wood Dark Brown/拉丝镍 & K木材 深棕色

SE-051-4003
Matte Black & K-Wood Light Brown/哑光黑 & K木材 亮棕色

SE-051-6003
Matte Black & K-Wood Dark Brown/哑光黑 & K木材 深棕色



Material : Zinc Die Casting & K-Wood 材质 : 锌合金 & K木材
Load Capacity : 98N (10 kgf) 耐负重 : 98N (10 kgf)



Satin Nickel & K-Wood Light Brown



Satin Nickel & K-Wood Dark Brown



Matte Black & K-Wood Light Brown



Matte Black & K-Wood Dark Brown



Satin Nickel

Matte Black



Under Counter Installation

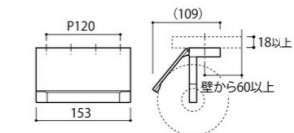
One Hand Cutting Function

SE-05M-□ **N**

PAPER HOLDER

SE-05M-XN
Satin Nickel/拉丝镍

SE-05M-003
Matte Black/哑光黑



Material : Zinc Die Casting 材质 : 锌合金
Load Capacity : 49N (5kgf) 耐负重 : 49N (5kgf)

N = New product
= 新产品

Avoid direct contact with water
= 使用于不直接接触水的地方

□ = Finish Code
= 表面编号

N = New product
= 新产品

Avoid direct contact with water
= 使用于不直接接触水的地方

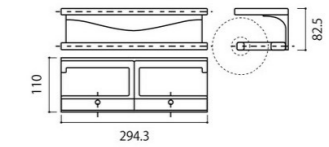
□ = Finish Code
= 表面编号



Chrome & Black Marble

SE-02W

DOUBLE PAPER HOLDER
SE-02W-KC
Chrome & Black Marble / 光铬 & 黑大理石



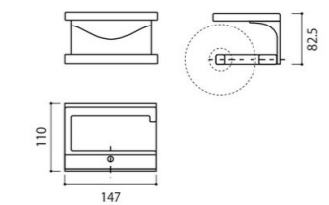
Material: Zinc Die Casting & Melamine 材质: 锌合金&密胺
Load Capacity: 49N(5kgf) 耐负: 49N(5kgf)



Chrome & Black Marble

SE-023

PAPER HOLDER
SE-023-KC
Chrome & Black Marble / 光铬 & 黑大理石



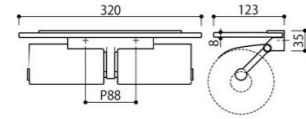
• Can be installed as left-sided
• 安装时可变更为左向型

Material: Zinc Die Casting & Melamine 材质: 锌合金&密胺
Load Capacity: 49N(5kgf) 耐负: 49N(5kgf)

Avoid direct contact with water
避免用于不直接接触水的地方


SC-27M

DOUBLE PAPER HOLDER
SC-27M-XC
Chrome & Mirror / 光铬 & 镜面



Material: Zinc Die Casting, Stainless Steel, Brass & Glass
Load Capacity: 49N(25kgf)

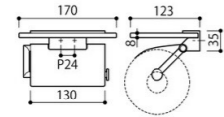
材质: 锌合金, 不锈钢, 黄铜 & 玻璃
耐负: 49N(5kgf)



Chrome & Mirror

SC-273

PAPER HOLDER
SC-273-XC
Chrome & Mirror / 光铬 & 镜面



• Can be installed as left-sided
• 安装时可变更为左向型

Material: Zinc Die Casting, Stainless Steel, Brass & Glass
Load Capacity: 49N(5kgf)

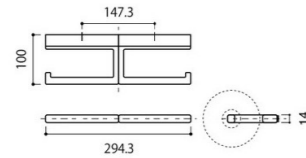
材质: 锌合金, 不锈钢, 黄铜 & 玻璃
耐负: 49N(5kgf)



Chrome & Mirror

SE-01W

DOUBLE PAPER HOLDER
SE-01W-XC
Chrome/光铬



Material: Zinc Die Casting
Load Capacity: 49N (5kgf)

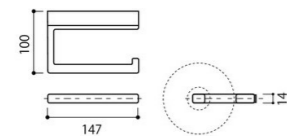
材质: 锌合金
耐负重: 49N (5kgf)



Chrome

SE-013

PAPER HOLDER
SE-013-XC
Chrome/光铬



• Can be installed as left-sided
• 安装时可变更为左向型

Material: Zinc Die Casting
Load Capacity: 49N (5kgf)

材质: 锌合金
耐负重: 49N (5kgf)



Chrome

Avoid direct contact with water
使用于不直接接触到水的地方





SC-48 Series **N**



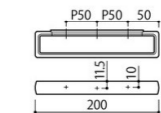
Chrome

Matte Black

TOWEL RING

SC-481-XC
Chrome/光铬

SC-481-003
Matte Black/哑光黑



Material: Zinc Die Casting & ABS Resin 材质: 锌合金 & ABS塑料
Load Capacity: 98N(10kgf) 耐负重: 98N(10kgf)



Chrome & Mirror & Grey

Chrome & Mirror & Black

Matte Black

PAPER HOLDER

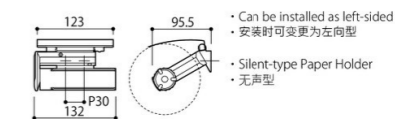
SC-483-XC
Chrome & Mirror & Black /光铬 & 镜面 & 黑

SC-483-SC
Chrome & Mirror & Grey /光铬 & 镜面 & 灰

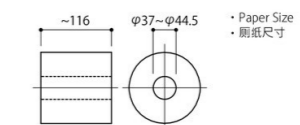
SC-483-XT
Brushed & Mirror & Black /拉丝 & 镜面 & 黑

SC-483-ST
Brushed & Mirror & Grey /拉丝 & 镜面 & 灰

SC-483-003
Matte Black/哑光黑



- Can be installed as left-sided
• 安装时可变更为左向型
- Silent-type Paper Holder
• 无声型



Material: Zinc Die Casting, Stainless Steel, ABS Resin & POM 材质: 锌合金, 不锈钢, ABS塑料 & POM

Load Capacity: 49N(5kgf) 耐负重: 49N(5kgf)



Brushed & Mirror & Grey

Brushed & Mirror & Black

PAPER HOLDER

SC-48M-XC
Chrome & Mirror & Black /光铬 & 镜面 & 黑

SC-48M-SC
Chrome & Mirror & Grey /光铬 & 镜面 & 灰

SC-48M-XT
Brushed & Mirror & Black /拉丝 & 镜面 & 黑

SC-48M-ST
Brushed & Mirror & Grey /拉丝 & 镜面 & 灰

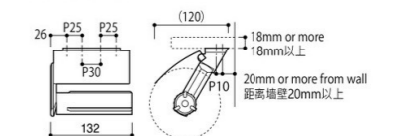
SC-48M-003
Matte Black/哑光黑



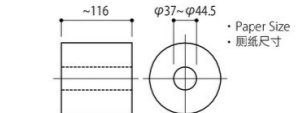
Chrome & Mirror & Grey

Chrome & Mirror & Black

Matte Black



- Can be installed as left-sided
• 安装时可变更为左向型
- Silent-type Paper Holder
• 无声型



Material: Zinc Die Casting, Stainless Steel, ABS Resin & POM 材质: 锌合金, 不锈钢, ABS塑料 & POM

Load Capacity: 49N(5kgf) 耐负重: 49N(5kgf)



Roller Projection stabilize paper and reduce noise.



Brushed & Mirror & Grey
※Counter Subscript type

Brushed & Mirror & Black

Avoid direct contact with water
使用于不直接接触到的地方

N = New product
= 新产品



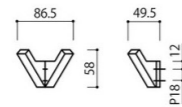
Chrome & Mirror



Chrome & Mirror

SC-875

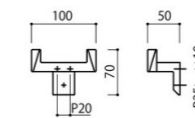
DOUBLE HOOK
SC-875-XC
Chrome & Mirror / 光铬 & 镜面



Material: Zinc Die Casting 材质: 锌合金
Load Capacity: 98N(10kgf) 耐负重: 98N(10kgf)

SC-885

DOUBLE HOOK
SC-885-XC
Chrome & Mirror / 光铬 & 镜面



Material: Zinc Die Casting 材质: 锌合金
Load Capacity: 98N(10kgf) 耐负重: 98N(10kgf)

For bathrooms and places with direct contact with water
可用于浴室內直接接触到水的地方

For bathrooms and places with direct contact with water
可用于浴室內直接接触到水的地方

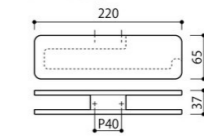


Chrome

SC-61 Series

TOWEL RING

SC-610-XC
Chrome / 光铬



- Can be installed as left-sided
- 安装时可变更为左向型

Material: Zinc Die Casting
Load Capacity: 98N(10kgf)

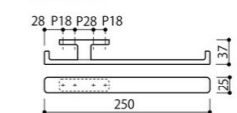
材质: 锌合金
耐负重: 98N(10kgf)



Chrome

TOWEL RAIL

SC-611-XC
Chrome / 光铬



- Can be installed as left-sided
- 安装时可变更为左向型

Material: Zinc Die Casting
Load Capacity: 98N(10kgf)

材质: 锌合金
耐负重: 98N(10kgf)

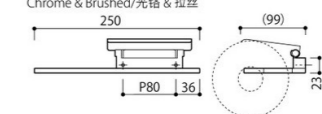


Chrome & Mirror

PAPER HOLDER

SC-613-XC
Chrome & Mirror / 光铬 & 镜面

SC-613-CT
Chrome & Brushed / 光铬 & 拉丝



- Can be installed as left-sided
- 安装时可变更为左向型

Material: Zinc Die Casting & Stainless Steel
Load Capacity: 49N(5kgf)

材质: 锌合金 & 不锈钢
耐负重: 49N(5kgf)



Chrome & Brushed

Avoid direct contact with water
使用于不直接接触到的地方



SC-311 Series



Chrome



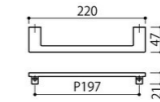
Chrome & Brushed



Chrome & Brushed

SC-311-XC

Chrome / 光铬



Material: Zinc Die Casting
Load Capacity: 98N(10kgf)


材质: 锌合金
耐负重: 98N(10kgf)

SC-311-CTM (P=450)

Chrome & Brushed
光铬 & 拉丝

SC-311-CTL (P=700)

Chrome & Brushed
光铬 & 拉丝



Material: Zinc Die Casting & Stainless Steel 材质: 锌合金&不锈钢
Load Capacity: 98N(10kgf) 耐负重: 98N(10kgf)

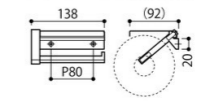
PAPER HOLDER

SC-313-XC

Chrome & Mirror / 光铬 & 镜面

SC-313-CT

Chrome & Brushed / 光铬 & 拉丝



• Can be installed as left-sided
• 安装时可变更为左向型

Material: Zinc Die Casting & Stainless Steel 材质: 锌合金&不锈钢
Load Capacity: 49N(5kgf) 耐负重: 49N(5kgf)



Chrome & Brushed

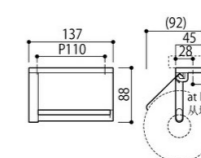


Chrome & Mirror

PAPER HOLDER

SC-31M-XC

Chrome & Mirror / 光铬 & 镜面



• Can be installed as left-sided
• 安装时可变更为左向型

Material: Zinc Die Casting & Stainless Steel 材质: 锌合金&不锈钢
Load Capacity: 49N(5kgf) 耐负重: 49N(5kgf)



Chrome & Mirror



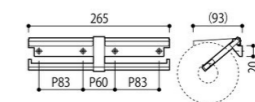
DOUBLE PAPER HOLDER

SC-31W-XC

Chrome & Mirror / 光铬 & 镜面

SC-31W-CT

Chrome & Brushed / 光铬 & 拉丝



Material: Zinc Die Casting & Stainless Steel 材质: 锌合金&不锈钢
Load Capacity: 49N(5kgf) 耐负重: 49N(5kgf)



Chrome & Mirror



Chrome & Brushed

Avoid direct contact with water
使用于不直接接触到的地方

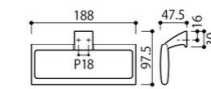


SC-60 Series

TOWEL RING

SC-600-XC
Chrome / 光铬

SC-600-XN
Satin Nickel / 拉丝镍



Chrome

Satin Nickel

Material: Zinc Die Casting
Load Capacity: 98N(10kgf)

材质: 锌合金
耐负重: 98N(10kgf)


TOWEL RAIL

SC-601-XC
Chrome & Mirror / 光铬 & 镜画 (P=450)

SC-601-XCL
Chrome & Mirror / 光铬 & 镜画 (P=700)

SC-601-NT
Satin Nickel & Brushed / 拉丝镍 & 拉丝 (P=450)

SC-601-NTL
Satin Nickel & Brushed / 拉丝镍 & 拉丝 (P=700)



Chrome & Mirror

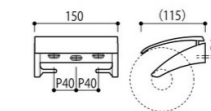
Satin Nickel & Brushed

Material: Zinc Die Casting & Stainless Steel 材质: 锌合金 & 不锈钢
Load Capacity: 98N(10kgf) 耐负重: 98N(10kgf)

PAPER HOLDER

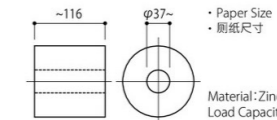
SC-603-XC
Chrome / 光铬 (P=450)

SC-603-XN
Satin Nickel / 拉丝镍



Chrome

Satin Nickel



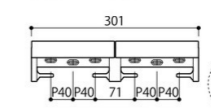
Material: Zinc Die Casting
Load Capacity: 49N(5kgf)

材质: 锌合金
耐负重: 49N(5kgf)

DOUBLE PAPER HOLDER

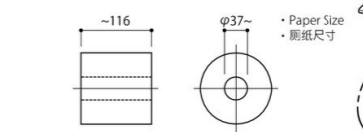
SC-60M-XC
Chrome / 光铬

SC-60M-XN
Satin Nickel / 拉丝镍



Chrome

Satin Nickel



Material: Zinc Die Casting
Load Capacity: 49N(5kgf)

材质: 锌合金
耐负重: 49N(5kgf)

Avoid direct contact with water
使用于不直接接触到的地方

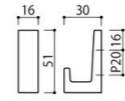


Chrome

SC-35 Series

HOOK

SC-355-XC
Chrome/光铬



Material: Zinc Die Casting
Load Capacity: 98N(10kgf)

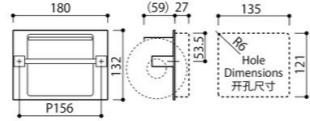
材质: 锌合金
耐负重: 98N(10kgf)



Chrome & Brushed

PAPER HOLDER

SC-35R-CT
Chrome & Brushed/光铬& 拉丝



• This paper holder is installed half-embedded in the wall.
• 半埋型卷纸器。

Material: Zinc Die Casting, ABS Resin & Stainless Steel
Load Capacity: 49N(5kgf)

材质: 锌合金, ABS 塑料 & 不锈钢
耐负重: 49N(5kgf)



Mirror



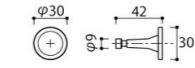
Brushed

SE-005-□

HOOK

SE-005-XP
Mirror/镜面

SE-005-XT
Brushed/拉丝



Material: Stainless Steel
Load Capacity: 98N(10kgf)

材质: 不锈钢
耐负重: 98N(10kgf)



Chrome



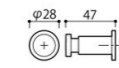
Satin Nickel

SA-505-□

HOOK

SA-505-XC
Chrome/光铬

SA-505-XN
Satin Nickel/拉丝镍



Material: Zinc Die Casting
Load Capacity: 98N(10kgf)

材质: 锌合金
耐负重: 98N(10kgf)

✘ Avoid direct contact with water
✘ 使用于不直接接触水的地方

💧 For bathrooms and places with direct contact with water
💧 可使用于浴室或直接接触到水的地方

✘ Avoid direct contact with water
✘ 使用于不直接接触水的地方

□=Finish Code
□=表面编号